



# Lake Quilters' Tidings

FEBRUARY 2008

Volume 17, Issue 2

President, Cindy Stachelski

Editor, Gwen Bruington



## INSIDE THIS ISSUE

Buzzings from the Bees	8
Classifieds	5
Featured Bee	6
Guild Challenge 2008	4
Hospitality	6
Membership News	2
Notices	5
Officers for 2008	4
Program Info	1
President's Message	2
Recipes	5
Quilt in a Year	5
Quilt Show Drop-off Sites	3
Quilt Show News	4
Sunshine/Raffle winners	6
Treasurer's Report	4
Weather Cancellations	2
Website Info	1
Workshop Guidelines	2

## Programs and Workshops

By Linda Quinn

### February 26th (9:00am-2:00pm)—Charity Quilt-In

In February, we will be having our annual Charity Quilt-In beginning at 9AM to 2PM. We will also celebrate Founders Day and have a special program—Mary Beckner of Beckner Bears will present “Think Bear.” Mary will give a brief history of bears followed by information about their construction. To add to the fun, *please bring your favorite bear, picture of a bear, or bear project(s)* you are working on. This is a great way to honor a classic “comfort item.”

We hope you are all planning to join the members of the Charity Bee (all of us) for our annual charity work day at the February meeting. We have a lot of work to do--bears to stuff and sew, lap quilts to cut, and new wheel chair bags, stockings and pillow pal kits to make up. Here's what you need to bring with you, depending on what you plan to work on:

- \*Cutting mats, rotary cutters, scissors and 6 inch wide rulers.
- \*Knitting needles, crochet hooks, chop sticks or other tools to help in stuffing.
- \*Sewing needles, embroidery floss, thread in several colors, a pin or two.
- \*Your lunch and beverage. We'll have cake for our Founders' Day celebration.
- \*Extra fabric, either cut into 6 inch strips or whole for backing, cutting bears or pillow pals.
- \*Extra quilt batting. We can use strips and scraps.
- \*You don't need to bring your machine.
- \*Put your name on any tool you don't want to lose. Self sticking address labels work well for this.

We will be demonstrating projects, assembling kits for all projects, stuffing bears, drawing faces on pillow pals, cutting strips of fabric and batting for lap quilts. Make sure you sign out any kits you take to complete. Remember, there will be a special door prize each month for those who participate in any charity work. Get your name in the pot.

We will have an assortment of labels for your projects. Remember that the project isn't complete until the Lake Quilters label is securely sewn on. There will be larger labels for lap quilts and smaller ones for all the other projects.

We hope we will have a good turnout for our annual work day. Plan to be there!!

*(Continued on page 3)*

For up-to-date information and photos of Guild happenings... Be sure to visit our website at <http://www.lakequilters.org>

Email additions or questions to [bbull@lakequilters.org](mailto:bbull@lakequilters.org)  
Bonnie Bull,  
Webmaster

### NEXT MEETING

March 25, 2008

Trinity Ecumenical Parish

Workshop 9:00 AM

QIY 12 noon

**Guild Meeting 1:00 PM**

*Board Meeting March 7th  
10 am at Cindy Stachelski's*

**PLEASE TURN OFF  
CELL PHONES  
DURING MEETINGS**

# Ripples From Our President

By Cindy Stachelski



We will be celebrating the 18th birthday of the Lake Quilter's Guild this month. Thank you to all our Founding Mothers for providing us with this wonderful organization that gives us friendship, creativity, knowledge and fun!

Our Charity Quilt-In is this month and we will be making kits for you to take home to make bears, pillow pals, bags and lap quilts. Please complete the kits and return them ASAP so they can get to those who need them. Then, pick up another kit to take home. We are so lucky to have the ability to make these items, it is the least we can do for those in need. Also, don't forget, for every thing you make, your name is put in the box for a chance to receive a door prize, our way of saying thanks to you.

Our Quilt Show is coming up soon. I hope everyone is working on finishing their quilts. We have a great deal of talent and creativity in this guild and we want to show that off. We also hope that you have signed-up to help with the show. This is OUR show and we all need to contribute in some way. There's a job out there for everyone, choose what fits you best and make this show the "Best Ever".

Membership dues are due NOW. The roster will be made up soon and if your money isn't in by March 1, you will not be in it. Please take care of this ASAP. Membership also comes with a guild card that can be used for discounts at both the General Store and SML Quilting (Marnie's shop).

*Cindy Stachelski, President*

*We would like to welcome six new members to the Guild this month. Please be sure to say hello to these new members at the meeting:*

Sandy Arnett from Rocky Mount  
Gayla Heath from Roanoke  
Donna Kittleson from Roanoke

Paula Couch from Moneta  
Betty Huffman from Rocky Mount  
Christine Patane from Moneta

## Membership News

Many of our members have sent in their 2008 renewal forms and payment. When you sign in at the February meeting, a column on the sign in sheet (next to your name) indicates whether or not your membership is active. Please note if your membership is active. If not, please fill out a membership RENEWAL form (available at the sign in desk) and turn it in or mail it to me with your payment for 2008. All dues must be received by March 1<sup>st</sup> if you wish to be included in the directory and continue to receive a newsletter.

Thank you for your help and patience with the errors that occur from time to time.

*Janie Lawless*  
11 Marvin Gardens Drive  
Moneta, VA 24121

## WEATHER CANCELLATION

Notice of guild meeting cancellations due to bad weather can be found on Roanoke's NBC TV station Channel 10. Or visit the WSLs website and click on "Weather Closings."

Linda Quinn (576-5071) is the contact for cancellations should you have questions.

## Guidelines for Workshops

Workshops are special opportunities for a small group of people (usually only 20) to have instruction from a guest teacher. Please follow these guidelines when signing up for a workshop:

- Sign-up will begin at 12:30 at the Guild meeting in the month announced for the workshop sign-up. Only people who have signed-up AND paid can attend the workshop. You are not considered "signed-up" until you pay your money!
- If you are unable to attend the guild meeting at which the sign-up occurs, have a friend sign you up and pay your money. We will NOT be taking phone sign-ups before this time...Please don't ask us to break this rule.
- Once the workshop is filled, a waiting list will be formed. If someone drops out of the class, the next person on the waiting list will be called. Please do not by-pass the waiting list by selling your spot to a friend. It is not fair to those who have been put on the waiting list.
- Once you are on the list, and find you will be unable to attend, you will not get a refund unless someone is found to take your place. Please call **Linda Quinn** at **576-5071** as soon as you know you can't come and the next person on the waiting list will be called. If there is no one on the waiting list, you may then find your own replacement.

**Programs and Workshops** *(Continued from Page 2)***March 25th (9:00am-Noon)—Crazy Log Cabin Workshop**

**Linda Fiedler**, a prize-winning quilt maker, teacher, author, and judge will be here in March. Her morning workshop will be Crazy Log Cabin. Linda developed this crazy log cabin piecing technique to use as a background for her unique quilts and garments. None of the blocks are the same size, and none of them are square, but Linda will show us how to sew them together using straight seams to make a pieced background that is wonderful in either quilts or garments. This is a wonderful workshop for beginning to advanced quilters. This is the technique that Linda used in her quilt, "Sampler Gone Awry" featured in the May/June 2007 issue of LOVE OF QUILTING. **Registration will begin in January and the fee is \$20.00.** You won't want to miss this experience so remember to register and pick up your materials list.

**March 25th (1:00pm)—Linda Fiedler**

Linda Fiedler will also be providing our **Program** in March. She will share information about her trip to Switzerland. Her factory tours included Bernina and Mettler. She also experienced a virtual tour of a needle factory. This will be a great opportunity to hear a quilter's perspective.

**April 22nd (9:00am-Noon)—Hand Appliqué Workshop**

**Judi Gunter**, NQA certified judge, teacher, and lecturer will be here in April. (Check [www.quiltjudge.com](http://www.quiltjudge.com) for more info about Judi.) She will present a 3 hr Hand Appliqué Workshop. This is an opportunity to practice those appliqué skills or learn some new ones. Participants will learn how to use a hera marker, bias tape maker and pattern overlay to appliqué an art nouveau style design. The finished 14"x14" project can be used as a quilt center, small quilt, or completed as a pillow. **Registration will begin in February** (\$20 for members). Registration is limited so please remember to register and pick up your materials list.

**April 22nd (1:00pm)—"Fabrics, Fun and the First Ladies"**

**Judi Gunter** will also provide our **Program** for April. Join Judi for a light hearted visit with the First Ladies of the White House. Hear about their times, follies, and memorable personalities. See the quilts, fabrics, linens, and textiles that were popular during their times.

**May 27th (1:00pm)—Julie and Joe Golimowski**

**Julie and Joe Golimowski** from Designers Quarters will be here in May. The title of their talk will be "**How fabrics are designed: the story behind the fabrics in Designer Quilts Magazine**". They will focus on the quilts in the current issue and the stories of how the quilts came to be designed. Julie, a fabric designer will also explain the process of designing fabrics and how quilters who have aspirations to design fabrics might go about it. (Check [www.designersquarters.com](http://www.designersquarters.com) for info about the magazine.)

**The Art of Quilting**  
**QUILT SHOW April 4-5, 2008**

**QUILT SHOW QUESTIONS & ANSWERS**

**Question:** Where do I get my registration form?

**Answer:** See Joyce Moorman or Joyce Noell

**Question:** When is the deadline for the registration form?

**Answer:** March 5, 2008

**Question:** Is there a separate form for wearables?

**Answer:** No, check the Wearable block on the registration form.

**Question:** Can I put in more than one quilt?

**Answer:** Yes, but not more than two that are wider than 80" inches.

**Question:** Can I put more than one thing on the form?

**Answer:** No, each item must have a separate form.

**Question:** Can I put in my challenge quilt from last year?

**Answer:** Yes, you can put in any quilt other than ones you put in the 2006 Quilt Show.

**Question:** Do my little quilts have to have sleeves?

**Answer:** Yes, unless they are a miniature 24" or less.

**Question:** Do I have to have my name on my quilt?

**Answer:** Yes, don't you want it back?

**Question:** What if I can't bring my quilt to the church on April 3?

**Answer:** Contact one of the people on the Drop Off Site List (see page 3)

**Question:** What do I do if I can't pick up my quilt on Saturday?

**Answer:** Fill in the "Pick Up Slip" section on the bottom of the registration form.

**Question:** What do I bring my quilt in, to the show?

**Answer:** Nothing, we will loving place your quilt in a clear plastic bag, when we receive it.

**Question:** Do I have to pay to get in the show?

**Answer:** No, if you are volunteering with any part of the show on April, 3, 4 or 5. If not, then yes, you pay to get in.

**For Quilt Show Volunteers:**

All volunteers need to be registered with Linda Quinn. Your name will go in a drawing for two door prizes worth over \$100. Drawing will take place at the April meeting.

**Bedtime Stories—a childhood memory**

**2008 Challenge Notes from Wilfrid Gordon McDonald Partridge**

Happy Winter folks—I love snow, and I wish it would because I know when we are locked in our houses, creativity happens. You quilters might even have time to . . . REMEMBER. Remember reading those bedtime stories, remember even back to when someone read to you. This month I wanted to discuss SIZE with you. Remember your challenge "quilt" must be at least 12" x 12" or have a perimeter (my folks said that was the distance around the edge of something) of at least 48 inches. If you were using the book Goodnight Moon for your quilt, you could go really small or really BIG as that universe out there cushioning Old Man Moon is really BIG (but my Dad says in the whole of things, it's really SMALL). If you were using Where the Wild Things Are on the other hand you might think of the jungle. Sometimes when we are creating quilt projects we fail to take into consideration how SIZE could relate to theme. I hope that during these next couple weeks as you are getting started on your challenge you will "mull over" SIZE and how it relates to your idea! See you 'round—Wilfrid Gordon (*Joyce Noell, 2008 Challenge Chairperson*)

**NOTICES**

- ◆ Please take the newsletter to a friend or neighbor who is absent today
- ◆ Trinity Ecumenical Parish requests **No Smoking** in its building or on the grounds
- ◆ Guild pins for sale through Marie Schoepke, Treasurer
- ◆ Submit newsletter articles by 10th of month to: [gwenb1@b2xonline.com](mailto:gwenb1@b2xonline.com)



**Treasurer's Report**

By

Marie Schoepke

<b>Balance (12/31/07)</b>	<b>\$7666.47</b>
<i>Income:</i>	
Dues	2140.00
Advertising	120.00
Guests	6.00
Pins	5.00
<b>TOTAL INCOME</b>	<b>\$2271.00</b>
<i>Expenses:</i>	
Programs	100.00
<b>TOTAL EXPENSES</b>	<b>100.00</b>
<b>Balance (1/31/08)</b>	<b>\$9837.47</b>

**2008 Officers**

**President**

Cindy Stachelski  
721-2588  
[cmsquilter@gmail.com](mailto:cmsquilter@gmail.com)

**VPs Programs**

Linda Quinn  
576-5071  
[smlquinn@gmail.com](mailto:smlquinn@gmail.com)

Kinza Pickelsimer  
297-4824  
[twopickels@aol.com](mailto:twopickels@aol.com)

**VP Membership**

Janie Lawless  
721-4748  
[janielawless@gmail.com](mailto:janielawless@gmail.com)

**Secretary**

Eloise Vass  
721-4007  
[LVassSr@aol.com](mailto:LVassSr@aol.com)

**Treasurer**

Marie Schoepke  
721-7414  
[atflicka@jetbroadband.com](mailto:atflicka@jetbroadband.com)

**NOTICES and CLASSIFIEDS**

**RECIPE for Pencil Mark Remover** (from Quilters' Newsletter magazine in 2004)

- 1/4 cup water
- 3/4 cup rubbing alcohol
- 7 or 8 drops Palmolive green liquid dish detergent

Mix up ingredients and carefully apply with a soft toothbrush. It will take a little bit of gentle rubbing, but the lines will wash out. Once you have treated your project with the solution, you will want to wash the quilt again.

**RECIPE from Madeline Demchak**—Everyone at the retreat enjoyed "Libby's Texas Toffee" and I thought even those who were not there might enjoy also!

"Libby's Texas Toffee"

- Club or saltine crackers
- 1 1/4 cup butter
- 1 cup brown sugar
- 1-12 oz milk chocolate chips
- 1 cup finely chopped pecans

Preheat oven to 400 degrees. Line a 11" X 15" jelly roll pan with aluminum foil. Lay crackers side by side to cover foil and set aside. Bring butter and sugar to boil at medium heat. Boil for 5 minutes stirring constantly. Remove from heat and pour over crackers. Spread to cover. Place in oven and bake for 7 minutes. Remove from oven and spread evenly with chocolate chips. Sprinkle with pecans. Let set. When cooled break into pieces and enjoy! Store in tin.

**NOTICE:** The Franklin County Humane Society is planning a new Adoption Center and having a Spring Gala to help raise funds toward this. They will be having an auction and are in the process of getting donations of items to be auctioned to raise funds. If anyone has something they would like to donate, such as a quilt (any size), wall hanging, etc., this would be a nice addition to the auction. The gala is April 26th at Water's Edge Country Club. All pet lovers will appreciate having this center in our area. For more information, contact Margie MCGuire, 576-1543 or [mfmcguire@embarqmail.com](mailto:mfmcguire@embarqmail.com)

**CLASSIFIEDS:**

**Wanted:** Seamstress—to make pillows, simple gathered valances, table skirts and the like. Contact Sandra Ferguson (721-7723) if you are interested in turning a profit from your sewing skills.

**Free:** Wooden quilting frame free. Call Geri Grindle 774-6860.



**FABRICS, BOOKS, PATTERNS, NOTIONS and GIFTS**

**NEW SPRING FABRICS ARE IN!!**

**COME VISIT US AT OUR NEW LOCATION IN THE LAKE PLAZA !! (ABOVE JOE'S PIZZA)**

Open Mon-Fri 10-5  
Wed from 12-6 Sat from 10-3  
**SMITH MOUNTAIN LAKE QUILTING**  
130 SCRUGGS RD. #214  
MONETA, VA. 24121  
540-719-7845  
[www.smithmountainlakequilting.com](http://www.smithmountainlakequilting.com)

**Old Trinity Schoolhouse Quilt Shop**



*Broad Selection of Fabrics, Books, and Notions*

Visit our shop: 9am - 6pm Monday thru Saturday

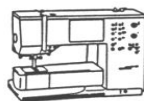
Order Directly from our Web Site, [www.TrinityQuilts.com](http://www.TrinityQuilts.com)

3200 Trinity Road (I-81 to Exit 150B - 5.5 Miles North on US 220, Right at Trinity Road)  
P.O. Box 189 • Fincastle, Virginia 24090  
**540 • 992 • 1233**

**Bernina elna Janome**

Your complete store for top quality machines, classes, notions & service. Family business since 1976.

**Alpine Machine Co.**




3609 Brambleton Ave.  
Roanoke, VA 989-4412  
[alpinesewingmachine.com](http://alpinesewingmachine.com)

**Fabric, Fabric, Fabric!**

New Fabric Collections arriving daily. Highlighting Blank Fabric this month. Watch for your coupons to be mailed from Blank Fabric if you submitted your address to The General Store.

Kim Deneault will be holding classes on her Raggedy Reverse Technique on Saturday, April 19. Three class times available. Stop in to sign up. Hope to see you soon down at...

**The General Store**  
213 Scruggs Road  
Moneta, VA 24121  
540-721-3009



**February 2008 Featured Bee by Alma Carter**

The Sunshine Bee is the featured bee this month. It is one of the newer bees and it meets in the White House Corner/Huddleston area at the home of Cindy Clark (297-0043) on the first Thursday, 10:00 AM to 2:00 PM. Members bring a sandwich and take a short lunch break as they fellowship and share quilting ideas. Projects for this year are still in the planning stage and new members are currently being accepted.

Members of this bee are Cindy Clark, Ann Spangler, Sharon Reilly, Cindy Okeson, Stephanie Novak, Carol McRae, Jennifer Jones, Melissa Hizey, Joyce Disbrow, Nancy Costello, Joyce Bergloff, Carol Thomman, Cheryl Ford and Donna Broomall. Stop by the display table and enjoy their lovely works of art.

**Other Bee Buzzings**.....a new TBA Bee, (name to be announced later) has been organized in the Cave Spring area of Roanoke. It meets the 2nd Thursday, 10:00 am to 3:00 pm at St. John Lutheran Church, 4608 Brambleton Ave. SW. Mary Johnson will be their Mentor. Joyce Moorman is program leader and members will take turns in sharing different techniques each month. Contact Joyce Noell (774-2570) if you wish to be a member of this bee. Will display in September.



**Cathy Fandel**  
 1164 Dry Hill Road  
 Ferrum, VA 24088  
 (540) 365-7430  
 cathy@blueridgequilting.com

**BOONES COUNTRY STORE**

2699 Jubal Early Hwy., Burnt Chimney, VA 24065  
 (3 miles from Burnt Chimney on Rt. 116)  
 (540) 721-2478 FAX: (540) 721-4831  
 Tues-Sat, 9:30-5:30 Friday until 7:00 PM

**Just arrived! Shipment from Benartex and Andover!**  
 New selection of designs and prints for that special quilt project.  
 Need a break from sewing? Stop by and pick up Karen Kingsbury's new book, Someday. Check out our Bargain Books at up to 50% off.  
 Remember to get a casserole, bread and a cake or pie for dinner; cinnamon rolls for breakfast.  
 We bake daily, grind the grains of wheat for our wheat bread and use no preservatives.  
 If you can't stop...please smile as you go by!

**LQG MISSION STATEMENT**

Dedicated to the art and joy of quilting, exchange of ideas, making items for charity and appreciating each other's work. Monthly newsletter, workshops, demonstrations, and guest speakers enhance our craftsmanship and knowledge.

**HOSPITALITY NEWS**

Thank you all so much for the wonderful response for set-up *before* and clean-up *after* the Guild meetings. If you are unable to be there, please find a Guild member who is willing to substitute for you. With the exception of February, you should plan to arrive at the meeting site by 11:30 in order to finish setting up in time to attend the Quilt in a Year session at noon. Clean-up immediately follows the Guild meeting and does not take much time.

**Set-up for the Charity Quilt-In on February 26 will begin at 8:30 a.m.**

As a reminder, I am listing the people who signed up for February and March:

**February:** Linda Pote, Carole Thommen, Irene Capps, Teena Livsey

**March:** Mimi McDermet, Sharon Cullen, Kinza Pickelsimer, Madeline Demchak

*Sandy Kelso & Terry McNichol, Hospitality*

**Rose-Marie's Quilting Cottage**

(540) 297-1329

Rose-Marie's Quilting Cottage will now be open starting Feb. 1st on Fridays, Saturdays and Sundays from 10 am to 5 pm in the former ShopRite on Rt. 655 in Moneta. Finished quilts from doll-sized to king size will be available for sale. Quilts can be made to order in your fabric and colors, if you choose.

Also, bring in your unfinished quilt tops to have them quilted. No more unfinished UFO's! Prices are \$15.00 per square yard for edge to edge quilting; \$30.00 per square yard for custom quilting (includes individual designs in blocks, stitch-in-the-ditch, quilting in borders, etc.) To find square yardage, multiply length by width and divide by 1296.

*Call for an appointment today!*



FOR MEMBERS you know who need a bit of cheer, please contact our Sunshine Chair Madeline Demchak at 334-3854 ([madal687@yahoo.com](mailto:madal687@yahoo.com)).

The winners of the January Raffle were Katherine Lewis, Alba Papa and Madeline Demchak. You need not be present to win, just have to be a **doer**.

**Mountain Comforts Update**

By Lucy Ricardo

Realizing that we all are busy preparing for "The Art of Quilting," our April 4-5 Guild Show, I can understand why no one has expressed a desire to coordinate the 2009 Mountain Comforts XXI Show. But don't be shy! There already is a team -- yes, an experienced team -- who have been the key players for many years. If other tasks (I have zealously hoarded for myself) were parceled out, the coordinator(s) job would be a piece of cake. I'm still muddling along this year -- so think about it. And let me know if you want to be part of the "Mountaineers" team -- or if you have any ideas for the show's future.

[e-mail: [VAKwilter@aol.com](mailto:VAKwilter@aol.com) or phone 483-1039.]

Progress so far: 1,000 flyers have been printed and stapled to the 2006 Folklife Festival program booklet, ready to be put on the Mid-Atlantic Quilt Festival information table. (The colorful booklet features highlights of Festival events, including Mountain Comforts.)

Sixty-three of the large gold yo-yos for the ribbons have been cut, starched, interfaced, and readied for gathering. A workshop awaits your interest!

Fran Kordek is eager to be the senior show judge! (She promises she will NOT have an emergency illness this year!) We will have 2 judges/2 days -- and Fran and I are exploring possibilities for the assistant judge.

**AND HEADS UP!!!! IN KEEPING WITH THE FOLKLIFE FESTIVAL'S HERITAGE THEME, THERE WILL BE A FEED SACK CATEGORY AGAIN THIS YEAR!!!!** That includes both old and new quilts which have a significant portion of feed sack fabric (50% - ish). If you are interested in making this type of "heritage" quilt, feed sacks may be found from many sources -- on-line, at auctions, quilt magazine ads, quilt show vendors, antique stores. At last year's Mountain Comforts Show, I donated some of my sack collection which we sold; proceeds covered show expenses. This spring I am donating more of my feed sack stash. The Blue Ridge Institute will have a selection for sale in the Museum's gift shop.

**E-mail Issue of Lake Quilters' Tidings Available**

If you would like to receive your newsletter by e-mail, please send an e-mail to: [gwenb1@b2xonline.com](mailto:gwenb1@b2xonline.com)

Please put LQG in the subject line. Once I receive your request, you will immediately be put on the list for e-mail.

**Directions for downloading the newsletter by email:**

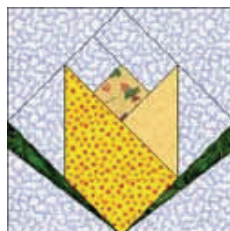
1. Be sure Acrobat Adobe is loaded on your computer. If it is not, go to [www.adobe.com](http://www.adobe.com) and download the FREE version.
2. When you receive your email, double click on the attachment (the .pdf file attached to the email) and it will download and open.
3. Once the document has finished downloading, hit the print button and you will have your newsletter.

If you have any questions or problems with the download, please either email me at [gwenb1@b2xonline.com](mailto:gwenb1@b2xonline.com) or call me at 483-4461. I will be happy to assist you.

**QUILT in a YEAR 2008**

This year we are making blocks each month of the **Flowers of Virginia**. We started in January with the Jonquil or Daffodil.

*From Susan Palmer:* I made the last daffodil block that Joyce Noell showed us—easy one of course, looked the most like a real flower. For the centers, I used the top off a spray starch can as a template for the larger circle and a large spool of thread for the inner one. I ironed my fabric for the smaller circle onto Wonder Under first, cut it out after tracing the spool, and then just ironed



around the edges over my "little bit of fluff" underneath....then I just tacked around the edge to hold the center and petals in place.... Hope these little tips make your day!



**QUILTING ESSENTIALS**

405 Apperson Dr., Salem, VA 24153  
540-389-3650

2000+ bolts of 100% Cotton Fabrics including a great selection of Flannels and 104" to 108" Quilt Backing Fabrics.

Books, Patterns, Notions, Quilting Supplies, Kits and Classes.

Also Anchor Floss and Aurifil Thread.

We carry the Alto's 2 Fabric Cutting System, the Alto Pro and most all other Alto supplies.

We also carry Locker Hooking supplies and provide classes.

**THE SEWING STUDIO, INC.**

1310 Memorial Blvd S, Martinsville, VA 24112  
(276) 632-5700

[bfeeny@embarqmail.com](mailto:bfeeny@embarqmail.com)

Hours M-F 8:30 am to 5 pm; Sat 10-2

**Come and visit us in our roomy, well-lit store. We have 3000+ bolts of fabric; books, notions, patterns, and supplies for quilters.**

**1st Tuesday of each month is our \$5.00 Sampler**

*Authorized Babylock Dealer*



## Buzzings from the Bees by Alma Carter

**BUZZIN' BEES** (*Boones Mill*) meet at **Velma Meador's** home **1st Thursday** of month, **9:00 am until ?** Bring works in progress or get help in quilting. Bring a sandwich. Will display in March.

**SHADY LADIES** (*Moneta*) have split into two Bees—Shady Ladies and The Hardy Bee with Eileen Gore mentoring both groups. The **SHADY LADIES** meet at **Margaret Harmon's** home **1st Monday** of the month, **9:30 to 11:30 am**. Beginning quilting will be their focus. Will display in May.

**HARDY BEE** meets at **Dot Jackson's** home the **3rd Tuesday** of the month, **9:00 am until 12:00 noon**. Various charity projects are being made by this more advanced quilting group. Will display in August.

**KEPT IN STITCHES** (*Hillcrest Heights*) meets at **Alma Carter's** home **1st & 3rd Thursday 10:00 am to ???** Projects are blocks for Quilts of Valor, Flowers of Virginia and finishing UFO's.

**SOUTHSIDE BEE** (*Union Hall*) meet **second Thursday** of each month, from **10:00-2:00pm**. Bring a bag lunch. Call daytime hours only **Sandy Randall** for meeting info. Will display in April.

**MATERIAL GIRLS** meet the **first & third Tuesday** of the month, from **9:30-2:30 pm**. Call **Marcia Wright** or **Kate Holdgreve (890-2027)** for information. Will display in November.

**STITCHES IN TIME** (*Goodview*) Appliqué bee, meets **2nd Tuesday** at **10:00 am**. Call **Kinza Pickelsimer** for meeting location. Project for this year is a Kansas Album Quilt. Bring a sandwich. Open to new members. Will display in October.

**RIVER QUEEN BEE** (*Goodview*) meets the **3rd Tuesday** at **12:30 pm** at **Jeanie Ireland's** home. Call for more info. Making blocks for Quilts of Valor and Victorian table runners.

**SUNSHINE BEE** (*White House Corner/Huddleston*) meets at **Cindy Clark's** home **1st Thursday, 10:00 am to 2:00 pm**. Bring a bag lunch. Open to new members. Will display in February.

**BLUEWATER BEE** (*Moneta*) meets at **Smith Mountain Lake Quilting** (contact **Marnie Brush at 719-7845**) **1st Tuesday** of the month from **10:00 am to 1:00 pm**. Open to new members. Will display in July.

**BAG LADIES (MARY ANN'S BEE)** meets the **1st and 3rd Tuesday** at **10:00 am** at **Mary Ann Spangler's** home. Open to new members. Will display in June.

To participate in a Bee, membership is a must in Lake Quilter's Guild.  
Contact Bee Keeper, Alma Carter (721-5671) if you wish to be in a Bee