



Lake Quilters' Tidings

JANUARY 2008

Volume 17, Issue 1

President, Cindy Stachelski

Editor, Gwen Bruington



INSIDE THIS ISSUE

2007 Challenge Winners	4
Beginning Quilters	6
Buzzings from the Bees	8
Classifieds	5
Featured Bee	6
Guild Challenge 2008	4
Looking Ahead	7
Notices	5
Officers for 2008	4
Program Info	1
President's Message	2
Recipe	5
Quilt in a Year	5
Quilt Retreat	7
Quilt Show News	4
Treasurer's Report	4
Weather Cancellations	2
Workshop Guidelines	2

Programs and Workshops

By Linda Quinn

January 22nd (1:00pm)—“Quilt As Desired”

It is 2008 and we are kicking off the year with a great program: “Quilt as Desired”. It's the sentence that is always used at the end of pattern directions and it really does open up a world of possibilities and a world of confusion for most quilters. The program will include information about how to prepare the top and choose the batting, backing and a quilting pattern whether you are having it longarm quilted, or machine or hand quilting it yourself. Tips about attaching borders, attaching binding, and the do's and don'ts of working with a longarm quilter will be shared. A special thanks to *Cindy Clark, Cathy Fandel, Mary Johnson, and Ann Whalen* for sharing their expertise.

February 26th (9:00am-2:00pm)—Charity Quilt-In

In February, everyone is invited to attend our annual Charity Quilt-In from 9AM to 2PM. We will also celebrate Founders' Day and have a special program—Mary Beckner will share her knowledge of Teddy Bears. One of our charity projects over the years has been “comfort toys”, including bears—Mary's presentation will provide a great opportunity to learn some “tricks of the trade”.

The Charity Committee hopes that *you* are looking forward to sewing for charity as much as *we* are. It's a great feeling to be doing something special for someone...a child needing something to hug...showing a critical care or nursing home patient that someone cares. That's why all of our work is so important. Sometimes there is little we can do as individuals, but making our charity projects is something we can all do. This year our goal is to involve all members in charity projects, so we are going to do things a little differently.

For one thing, we've come up with a couple of additional projects which are easy to do, take only a little of your time, and will be packaged in kits, already cut out and ready to sew. *Please plan to come to our Charity Quilt-in February 26th* to help finish some projects, see new ones demonstrated, and help put together kits for all the members to take home. Yes, we will have bears ready to be stuffed, but we will also be making kits for lap quilts, pillow pals, Christmas stockings and wheelchair tote bags. There's bound to be something that every one of you can do.

(Continued on page 3)

Please remember to support our advertisers.

PLEASE TURN OFF CELL PHONES DURING PROGRAMS

NEXT MEETING
February 26, 2008
 Trinity Ecumenical Parish
 Workshop 9:00 AM
 QIY 12 noon
Guild Meeting 1:00 PM
 Board Meeting Feb 1st
 10 am at Cindy Stachelski's

Ripples From Our President

By Cindy Stachelski



Happy New Year to everyone! It's going to be a very special year with new and exciting things happening all around us. Whenever there are changes in our board members and committee chairs, you can be sure new ideas are flowing and we have several to share with you.

First, there are changes in our Charity organization.

Instead of having just a couple of people doing everything, we are ALL going to be involved! We are all members of the new *Charity Bee*. We will all meet each guild meeting to find out what's going on and what we can do to participate. I'm sure you are all looking forward to hear what the committee has in store for us.

Next, we need to make a special effort to get to know each other a little better. We are starting out with learning everyone's NAME!! I am the *worst* at remembering names so please forgive me for my shortcoming there. To help me and everyone else, we are going to start requiring you to wear a name tag. If you prefer to make a name tag or wear one from another organization or wear the one we give you, it doesn't matter. EVERYONE needs to wear a name tag. If you don't bring one to wear, we will ask you to buy a paper one from the Welcome Desk for 25 cents. We want everyone to learn everyone else's name and this is the very best way of doing it.

Finally, we are making changes in the way we give out door prizes. We want to reward those who contribute to the Guild with their time and efforts. Therefore, we will have a box at the Welcome Desk with forms for those who pitch in by being on committees, help with set up/take down for the meetings, work with the quilt show, complete Charity projects, and other things that contribute to the guild. Names will remain in the box all year (unless you have won!) and you need not be present to win. The more you do for the guild, the more times your name will be in the box, increasing your chances of winning. This is a volunteer organization. Let's all volunteer to do our fair share... and then some!

Cindy Stachelski, President

Note from Sharon Pafford, former Guild President

I want to thank you for the beautiful quilt made with blocks donated by guild members. I was completely surprised! It was so much fun looking at all the blocks! Thanks to all the other "worker bees" who made it possible, Bette Stubbs, Jean Hensley, Cindy Clark, Cindy Stachelski, Melissa Hizey, and Marnie Brush.

I have enjoyed my two years as president of Lake Quilters' Guild and I appreciated your willingness to participate in guild activities. I would encourage you to volunteer to be an officer when the next opportunity occurs.

Happy Quilting!

WEATHER CANCELLATION

Notice of guild meeting cancellations due to bad weather can be found on Roanoke's NBC TV station Channel 10. Or visit the WSLs website and click on "Weather Closings."

Linda Quinn (576-5071) is the contact for cancellations should you have questions.

Guidelines for Workshops

Workshops are special opportunities for a small group of people (usually only 20) to have instruction from a guest teacher. Please follow these guidelines when signing up for a workshop:

- Sign-up will begin at 12:30 at the Guild meeting in the month announced for the workshop sign-up. Only people who have signed-up AND paid can attend the workshop. You are not considered "signed-up" until you pay your money!
- If you are unable to attend the guild meeting at which the sign-up occurs, have a friend sign you up and pay your money. We will **NOT** be taking phone sign-ups before this time... Please don't ask us to break this rule.
- Once the workshop is filled, a waiting list will be formed. If someone drops out of the class, the next person on the waiting list will be called. Please do not by-pass the waiting list by selling your spot to a friend. It is not fair to those who have been put on the waiting list.
- Once you are on the list, and find you will be unable to attend, you will not get a refund unless someone is found to take your place. Please call **Linda Quinn** at **576-5071** as soon as you know you can't come and the next person on the waiting list will be called. If there is no one on the waiting list, you may then find your own replacement.

Programs and Workshops *(Continued from Page 2)*

The following is a list of the projects that we'll work on in February:

- *Cut out bears, draw on eyes and sew on hearts by hand
- *Stuff bears that have already been sewn, hand sew the backs of those stuffed, and attach ribbons.
- *Clip outside of bears (you need sharp scissors)
- *Cut fabrics and batting in strips for lap quilts.
- *Assemble kits for lap quilts, bears, pillow pals, and wheelchair tote bags

Things you may want to bring to the Quilt-In:

- *Cutting mats, rotary cutters, rulers, good scissors
- *Knitting needles, crochet hooks, chop sticks, or other tools to help with stuffing.
- *Sewing needles, embroidery floss, thread in several colors, a pin or two
- *Your lunch and beverage. This is important because of the bonus short program after lunch.
- *If you have surplus fabric, cut some of it into 6 inch wide strips and donate it for lap quilts.
- *Be sure to put your name on anything you don't want to lose. Self-sticking address labels work well for this.

Notice we don't list sewing machines. The tools you need will be easier to carry, so please come prepared.

We will be doing demonstrations of all the projects, and all kits will include complete instructions. Labels will also be included in all kits. Make sure you insert them securely in a seam when sewing your project. Remember, your project isn't finished until the SML Quilters' label is attached. Also, door prizes will be given at every meeting that only those completing charity projects will be eligible for.

We will be celebrating Founders' Day with cake, so you don't need to bring dessert with your lunch. Thanks in advance for all your efforts. We hope to have the largest group ever for our **Quilt-In** day.

March 25th (9:00am-Noon)—Crazy Log Cabin Workshop

Linda Fiedler, a prize-winning quilt maker, teacher, author, and judge will be here in March. Her morning workshop will be Crazy Log Cabin. Linda developed this crazy log cabin piecing technique to use as a background for her unique quilts and garments. None of the blocks are the same size, and none of them are square, but Linda will show us how to sew them together using straight seams to make a pieced background that is wonderful in either quilts or garments. This is a wonderful workshop for beginning to advanced quilters. This is the technique that Linda used in her quilt, "Sampler Gone Awry" featured in the May/June 2007 issue of LOVE OF QUILTING. **Registration will begin in January and the fee is \$20.00.** You won't want to miss this experience so remember to register and pick up your materials list.

March 25th (1:00pm)—Linda Fiedler

Linda Fiedler will also be providing our **Program** in March. She will share information about her trip to Switzerland. Her factory tours included Bernina and Mettler. She also experienced a virtual tour of a needle factory. This will be a great opportunity to hear a quilter's perspective.

April 22nd (9:00am-Noon)—Appliqué Workshop

Judi Gunter, NQA certified judge, teacher, and lecturer will be here in April. She will present a 3 hr Appliqué Workshop. Participants will learn how to use a bias tape maker and a pattern overlay to appliqué an art nouveau style design. The block can be used as a quilt center or completed as a pillow. **Registration will begin in February.** Registration is limited so please remember to register and pick up your materials list.

April 22nd (1:00pm)—"Fabrics, Fun and the First Ladies"

Judi Gunter will also provide our **Program** for April. Join Judi and Phyllis Twig for a light hearted visit with the First Ladies of the White House. Hear about their times, follies, and memorable personalities. See the quilts, cottons, linens, and textiles that were popular during their times.

**The Art of Quilting
QUILT SHOW
April 4-5, 2008**

April will be here before you know it so get those quilt projects underway!

We hope that many of you that have shown things in our Show and Tell will put those quilts in our show. We have quilt registration forms available for those of you who have finished your quilts and want the forms.

Sandra is busy getting the word out and we have a lot of flyers to send out to all the shops. Pick up some of our flyers today and take to your beauty shop, church, doctors or anywhere that you visit on a regular basis. We hope to beat our 2006 attendance record of 685.

During our 2006 show, many of our visitors wanted to vote for more than one quilt so this year we are having **six** viewer's choice categories. That means **six** of our members who enter quilts or wearables will receive \$50 for the viewer's choice awards. The categories will be Large Bed Size, Medium Bed Size, Wall Hanging, Lap and Miniature for the quilts. They will also vote for their Favorite Wearable. Only paying customers will receive a ballot to vote. Now you know you want to win that \$50 so you can go buy more fabric!

The sign up sheets are also available today asking for your help in putting on our show. Please see Linda Quinn if you can't find a sheet. We need everyone's help and with everyone helping, I am sure we will have a great show.

Thanks, *Joyce Moorman and Joyce Noell*

NOTICES

- ◆ Please take the newsletter to a friend or neighbor who is absent today
- ◆ Trinity Ecumenical Parish requests **No Smoking** in its building or on the grounds
- ◆ Guild pins for sale through Marie Schoepke, Treasurer
- ◆ Submit newsletter articles by 10th of month to: gwenb1@b2xonline.com



Treasurer's Report

By
Marie Schoepke

Balance (10-31-07)	\$11,531.01
<i>Income:</i>	
Raffle quilt	710.00
Christmas lunch	980.00
Quilt retreat	195.00
Guests	22.00
Misc.	20.00
TOTAL Income	\$1,927.00
<i>Expenses:</i>	
Rent	225.00
Programs	45.06
Office	36.30
Library	66.84
Quilt retreat	3,649.08
Christmas lunch	1,620.00
Historian	105.28
Newsletter	39.33
Sunshine	4.65
TOTAL Expenses	(\$5,791.54)
BALANCE (12/31/07)	\$7,666.47



2007 LAKE QUILTERS' GUILD CHALLENGE WINNERS

Our 2007 Challenge leader was Sandra Ferguson. The theme was "Think Outside the Box." When the Material Girls first thought of this theme, they thought it should only be about creating innovative borders. However, the concept was soon expanded to include the entire quilt, not just the borders. The quilter was free to interpret the theme in her own personal way. The challenge projects were displayed at the December Luncheon.

First Place: *Alice Vreeland for her Arctic Penguins.*

Second Place: *Ruth Ann Assaid.*

Third Place (tie): *Cindy Stachelski and Betty Hatfield.*

2008 Lake Quilters' Guild Challenge

Happy 2008 Quilters! Now that Sandra Ferguson has you thinking "Outside the Box," I would like to introduce you to Wilfried Gordon McDonald Partridge. Wilfried Gordon McDonald Partridge is on a mission and you will not want to miss meeting him and his 2008 Challenge for you. I cannot wait to introduce him to all my talented quilting friends. See you at the January Guild Meeting. *Joyce Noell, 2008 Challenge Chairperson*

2008 Officers

President
Cindy Stachelski
721-2588
cmsquilter@gmail.com

VPs Programs
Linda Quinn
576-5071
smlquinn@gmail.com

Kinza Pickelsimer
297-4824
twopickels@aol.com

VP Membership
Janie Lawless
721-4748
janielawless@gmail.com

Secretary
Eloise Vass
721-4007
LVassSr@aol.com

Treasurer
Marie Schoepke
721-7414
atflicka@jetbroadband.com

NOTICES and CLASSIFIEDS

Notice: Did you lose a beautiful white sweat shirt at the Mountain Comforts Quilt Show? It has a lace panel insert with a light house scene. The sweat shirt fabric is cut away from the panel so that a colored garment worn underneath would accent the panel. If it's yours, please claim it at today's meeting or contact Lucy Ricardo, 483-1039 or 483-7591.

RECIPE from Geri Grindle—Here is the recipe for Bing Grindle's Snackers that several people have asked for at the Mountain Comfort Show:

HERB "SNACKERS"


- 2 (11 oz.) boxes oyster crackers
- 1½ cups vegetable oil
- Dash garlic salt
- Dash onion powder
- 1 tsp lemon pepper
- 1 pkg Hidden Valley Ranch Blue Cheese or Original Ranch Salad Dressing Mix

Mix oil and herbs together. Add dressing mix and pour over crackers that have been spread in a shallow pan. Bake at 200° for 1 hour, stirring every 15 minutes to mix well. Store in tightly covered container.

CLASSIFIEDS:

The Finishing Touch: Hand-lettered labels done in beautiful calligraphy! Supply me with washed muslin ironed to freezer paper, with your name, date, name of recipient and a SASE (self addressed stamped envelope) and I will send back your completed labels). \$5.each or 6 labels for \$25. Melissa Hazy 540 297-4993 or email your order: rhazy@prodigy.net

For Sale: Handcrafted by my husband, Dan, A Hand Quilting Frame by Hinterberg Design. It is the no basting, three roller style and is about 85" long (the entire frame is about 95") - could be cut down to make a smaller frame. Asking \$100.00 - please call or email Kate Holdgreve if interested - 890-2027, katedanhold@aol.com check out the www.hinterbergdesigns.com website to see a picture.



FABRICS, BOOKS
PATTERNS, NOTIONS
GIFTS & MORE

NEW CLASSES FORMING

NEW VALENTINE FABRICS!!

JOIN US FOR THE
QUILTS OF VALOR PROJECT

SMITH MOUNTAIN LAKE QUILTING
13105 BOOKER T. WASHINGTON HWY-SUITE A12
HARDY, VA 24101
540-719-7845
www.smithmountainlakequilting.com

Old Trinity Schoolhouse Quilt Shop



*Broad Selection of Fabrics, Books,
and Notions*
Visit our shop: 9am - 6pm Monday thru Saturday


Order Directly from our Web Site,
www.TrinityQuilts.com

3200 Trinity Road (I-81 to Exit 150B - 5.5 Miles North
on US 220, Right at Trinity Road)
P.O. Box 189 • Fincastle, Virginia 24090
540 • 992 • 1233

Fabric, Fabric, Fabric!

New fabric collections just in: Old Virginia Calicos, American Glory (perfect for Quilt of Valor blocks) Victorian Nursery, New Marie Osmond prints and much more! New classes forming now! For updates on new fabric collections and class information please send your email address to vicki@generalstoresml.com

The General Store
213 Scruggs Road
Moneta, VA 24121
540-721-3009

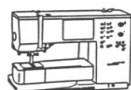


Let us know what you would like to see in our quilt department and we will do our best to find it!

Bernina elna Janome

Your complete store for top quality machines, classes, notions & service.
Family business since 1976.

Alpine Machine Co.



3609 Brambleton Ave.
Roanoke, VA 989-4412
alpinesewingmachine.com

JANUARY 2008 FEATURED BEE

by Alma Carter

The River Queen Bee is our featured Bee this month. This Bee meets in the Goodview area at the home of Jeanie Ireland on the third Tuesday each month at 12:30 PM. They are currently accepting new members, so call Jeanie at 297-1173 for directions to her house if you are interested in participating in this Bee.

At their January meeting, the Bee will explore ideas for table runners as their project for the year. Also, help will be given to Jeanie Ireland in organizing a red, white and black quilt for a May wedding gift.

Linda Pote and Kinza Pickelsimer are mentors for the Bee and they have recently attended the great Houston Quilt Festival in Houston, Texas. They gleaned lots of new ideas for quilting at the show and will be sharing a slide show of the many beautiful quilts featured there along with interesting stories of their travels. Their excitement is contagious and will no doubt rub off on Bee members.

Current members of this Bee are Jeanie Ireland, Sharon Cullen, Bette Gove, Mimi McDermet, Sandy Horan, Linda Pote and Kinza Pickelsimer.

LQG MISSION STATEMENT

Dedicated to the art and joy of quilting, exchange of ideas, making items for charity and appreciating each other's work. Monthly newsletter, workshops, demonstrations, and guest speakers enhance our craftsmanship and knowledge.

If you have a sewing, quilting or embroidery item for sale, call Gwen Bruington at 540-483-4461 or email at gwenb1@b2xonline.com. Include all pertinent information regarding the item(s) as well as condition, price, your name and a contact phone and email. Your ad will be placed (space available) in the newsletter.



Cathy Fandel
1164 Dry Hill Road
Ferrum, VA 24088
(540) 365-7430
 cathy@blueridgequilting.com

Program for Beginning Quilters

Kate Holdgreve has generously offered to mentor a week long quilt program for beginning quilters. This is a wonderful opportunity for beginners to work closely with a patient, yet experienced quilter and learn quilting basics. The program is free for Lake Quilters Guild members and will be scheduled at a mutually convenient time (late January/ February). Please contact Linda Quinn at 576-5071 or smlquinn@gmail.com if you would like additional info or are interested in being part of this group.

TRINITY CHURCH requires all groups to clean up any portion of the church used, including the restrooms. Please do your share at the end of each meeting...rack your chair. Look around and help clean our space, such as by removing trash from the building.

BOONES COUNTRY STORE

2699 Jubal Early Hwy., Burnt Chimney, VA 24065
 (3 miles from Burnt Chimney on Rt. 116)

(540) 721-2478 FAX: (540) 721-4831

Tues-Sat, 9:30-5:30 Friday until 7:00 PM

Happy New Year to all our faithful customers!

We've appreciated your patronage in 2007 and look forward to serving you in 2008.

Stop by for your Sewing and Quilting needs!

Call for the Quilting Class schedule.

Pick up your casserole for dinner, add rolls and dessert; then find a good book for any age—Enjoy!

We take special orders for our bakery products.

creative Stitches **434-385-4134**
 Monday – Saturday 10am – 5pm
 3622 Old Forest Rd. **Nothing Sews Like A Bernina. Nothing. BERNINA®**



BUY 1 GET ONE FREE
 Any size Schmetz Sewing machine needles
EXPIRES 12-31-04

PFAFF

Sewing Machine Tune-Up 1/2 price special
EXPIRES 12/31/04
 bring this coupon for a 30pt checkup in sewing machines.
 Reg 49-

\$24.50

- Authorized PFAFF & Bernina Sales & Service
- Unlimited one on one classes with every machine purchase
- Huge selection of Embroidery supplies
- 10% Discount everyday to sewing & quilt guild members
- Threads from Mettler, Madeira, YLI & Isacord
- Koala sewing furniture 20% OFF everyday
- Thousands of Embroidery designs in Stock from Dakota Collectibles, OESD, Cactus Punch



FOR MEMBERS you know who need a bit of cheer, please contact our Sunshine Chair Madeline Demchak at 334-3854 (madal687@yahoo.com).

LOOKING AHEAD...


2008 Lake Quilters' Retreat

Lake Quilters Retreat Committee—If you can help with the retreat this year, please let me know as soon as possible. I plan to have a meeting in early February. I have been investigating possible locations and getting some prices. My home phone is 540-297-1884 or call me at the Chamber Office if it's more convenient for you (721-1203). Thank you, Sandee Burt

THE FUTURE OF THE MOUNTAIN COMFORTS QUILT SHOW

By Lucy Ricardo

Saturday, October 25, 2008, will be the 20th Anniversary of the Mountain Comforts Quilt Show at Ferrum College's annual Blue Ridge Folklife Festival; it will also be my last year to serve as coordinator. Roddy Moore, the Director of the Blue Ridge Institute, is hoping I will find someone to take my place...Might it be you? Or might it be several "you's"? I hope there will be Lake Quilters who will want to work together to keep Mountain Comforts alive and flourishing. Please let me know if you or several of you would like to be involved. Perhaps there are Bee's which would care to handle an aspect of the show. Maybe you can offer suggestions and ideas which will make the show better. My phone number is 483-1039 or if that's busy, an alternate number is 483-7591; e-mail is VAKwilter@aol.com. Hoping to hear from you so we can work together and build a team of "mountaineers!"



QUILTING ESSENTIALS

405 Apperson Dr., Salem, VA 24153
540-389-3650

2000+ bolts of 100% Cotton Fabrics including a great selection of Flannels and 104" to 108" Quilt Backing Fabrics.

Books, Patterns, Notions, Quilting Supplies, Kits and Classes.

Also Anchor Floss and Aurifil Thread.

We carry the Alto's 2 Fabric Cutting System, the Alto Pro and most all other Alto supplies.

We also carry Locker Hooking supplies and provide classes.

Hours: M-Th 10am-6pm • Fri 10am-5pm • Sat 10am-4pm

Volunteer Clean-Up Schedule

We have agreed to be the Hospitality Organizers this year but we need your help and support to assure we continue to be welcome at Trinity. We will have a sign-up sheet at the January meeting for setting up and taking down chairs for each meeting. Thank you for your help.
Sandy Kelso & Terry McNichol

E-mail Issue of Lake Quilters' Tidings Available

To date, over 100 members have signed up for the newsletter by e-mail. You receive your issue prior to the meeting, in color, and print it out right in your own home.

If you would like to receive your newsletter by e-mail, please send an e-mail to: gwenb1@b2xonline.com

Please put LQG in the subject line. Once I receive your request, you will immediately be put on the list for e-mail.

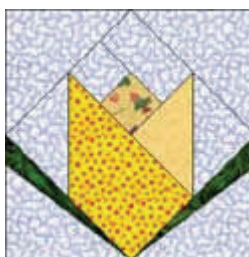
Directions for downloading the newsletter by email:

1. Be sure Acrobat Adobe is loaded on your computer. Click on Programs to see if it is installed on your computer. If it is not, go to www.adobe.com and download the FREE version.
2. When you receive your email, double click on the download (the file attached to the email) and it will download through Adobe (also called a .pdf file).
3. Once the document has finished downloading, hit the print button and you will have your newsletter.

If you have any questions or problems with the download, please either email me at gwenb1@b2xonline.com or call me at 483-4461. I will be happy to assist you.

QUILT in a YEAR 2008

This year we are making blocks each month of the **Flowers of Virginia**. Each month we will be using different techniques, such as traditional piecing, paper piecing, appliqué and ribbon embroidery. We will be creating blocks of various sizes and then learn sashing methods to bring them all together



into a finished wall-hanging by the end of the year. We will be starting in January with Joyce Noell teaching us how to make a vertical block of the Jonquil or Daffodil that will be paper-pieced. Come join us!

THE SEWING STUDIO, INC.

1310 Memorial Blvd S, Martinsville, VA 24112

(276) 632-5700

bfeeny@embarqmail.com

Hours M-F 8:30 am to 5 pm; Sat 10-2

Come and visit us in our roomy, well-lit store. We have 3000+ bolts of fabric; books, notions, patterns, and supplies for quilters.

1st Tuesday of each month is our \$5.00 Sampler

Authorized Babylock Dealer



Buzzings from the Bees by Alma Carter

BUZZIN' BEES (*Boones Mill*) meet at **Velma Meador's** home **1st Thursday** of month, **9:00 am until ?** Bring works in progress or get help in quilting. Bring a sandwich. Will display in March.

SHADY LADIES (*Moneta*) have split into two Bees—Shady Ladies and The Hardy Bee with Eileen Gore mentoring both groups. The **SHADY LADIES** meet at **Margaret Harmon's** home **1st Monday** of the month, **9:30 to 11:30 am**. Beginning quilting will be their focus. Will display in May.

HARDY BEE meets at **Dot Jackson's** home the **3rd Tuesday** of the month, **9:00 am until 12:00 noon**. Various charity projects are being made by this more advanced quilting group. Will display in August.

KEPT IN STITCHES (*Hillcrest Heights*) meets at **Alma Carter's** home **1st & 3rd Thursday 10:00 am to ???** Projects in progress: Quilt in a Year blocks and learning new techniques. Will display in September.

SOUTHSIDE BEE (*Union Hall*) meet **second Thursday** of each month, from **10:00-2:00pm**. Bring a bag lunch. Call daytime hours only **Sandy Randall** for meeting info. Will display in April.

MATERIAL GIRLS meet the **first & third Tuesday** of the month, from **9:30-2:30 pm**. Call **Marcia Wright** or **Kate Holdgreve** for information. Will display in November.

STITCHES IN TIME (*Goodview*) Appliqué bee, meets **2nd Tuesday** at **10:00 am**. Call **Kinza Pickelsimer** for meeting location. Project for this year is a Kansas Album Quilt. Bring a sandwich. Open to new members. Will display in October.

RIVER QUEEN BEE (*Goodview*) meets the **3rd Tuesday** at **12:30 pm** at **Jeanie Ireland's** home. Will display in January.

SUNSHINE BEE (*White House Corner/Huddleston*) meets at **Cindy Clark's** home **1st Thursday, 10:00 am to 2:00 pm**. Bring a bag lunch. Open to new members. Will display in February.

BLUEWATER BEE (*Moneta*) meets at **Smith Mountain Lake Quilting** (contact **Marnie Brush** at **1st Tuesday** of the month from **10:00 am to 1:00 pm**). Open to new members. Will display in July.

BAG LADIES (MARY ANN'S BEE) meets the **1st and 3rd Tuesday** at **10:00 am** at **Mary Ann Spangler's** home. Open to new members. Will display in June.

Call Beekeeper Alma Carter with any changes for your Bee. February Highlights: Edythe O'Connell, Bette Stubbs and Kinza Pickelsimer will attend Elly Sienkiewicz's Appliqué Academy in Williamsburg in February.
The Sunshine Bee will display in February.