

Lake Quilters' Tidings

February, 2010

President, Linda Quinn

Volume 19, Issue 2

Editor, Stephanie Schaefer



Programs and Workshops

By Susan Palmer

Our speaker for May has had to cancel and will be rescheduled for 2011. The substitute for the program on May 18 will be announced in the March newsletter.

I am sorry to have missed Sue Dixon's program, one I personally needed very much - organizing my quilt space. Fortunately, I have some of the handouts and tips and will tackle that ASAP. Thanks, Sue, the feedback has been excellent.

I also missed the first block of the month...and some of the tips needed to make that one a bit easier. After reading the directions 10 times, frogging once, and spray starching the four components before final assembly, it is done and I am happy....happy also that it is the hardest BOM and the rest will be easier. Stick with it gals! It is pretty...and the workshop in August will definitely enhance your hard work. The workshop and program for August - Karen Witt will teach hand embroidery stitches from the Civil War era - a wonderful compliment to our BOM's and do a program "Dating Old Quilts." A more complete biography, description and website information next month.

See you all in February for our Charity Workshop 9 AM - 2 PM

February 23 - We have our annual charity sew-in....bring your machine, needles and thread, completed kits, stuffing, etc. and prepare to hit the ground running. I am always amazed at the number of items we finish in one day! Also, this year we are asking for donations of paper (paper towels, tissues, etc.) and cleaning products, toiletries (panty liners, deodorant, shampoo, etc. and ?) that the recipients in the shelters might need.

March 23 - Our own Kinza Pickelsimer will be teaching an appliqué class featuring a Siberian Iris. I have seen her work progress over the last five years, from doing exquisite pieced/hand quilting to discovering appliqué and devoting almost all her time to that art. Hopefully she will have the completed block at the January 26th meeting. The sign up sheet will be available at that time. The cost of the class and materials list will be in the next newsletter.

April 26 - The Singing Quilters are back! And this time, I have booked Cathy Miller for a morning workshop - Hexagons Out of the Garden. A little biographical information to refresh your memories...Cathy, a Canadian quilter and folksinger/songwriter from Vancouver, B.C., with her musician husband, John

...continued on page 3

INSIDE THIS ISSUE

2010 Officers	4
Block of the Month	6
Buzzings from the Bees	8
Challenge 2010	4
Charity Bee News	7
Library Corner	6
Membership	2
President's Message	2
Programs	1, 3
Quilt Show	4
Sunshine	5
Treasurer's Report	4
Volunteer Clean-up	2
Weather Cancellations	2

For up-to-date information and photos of Guild happenings... Be sure to visit our website at <http://www.lakequilters.org>

Email additions or questions to bonnie@lakequilters.org
Bonnie Bull,
Webmaster

NEXT MEETING March 23, 2010

*Board Meeting
Friday, March 12*

**PLEASE TURN OFF
CELL PHONES
DURING MEETINGS**

Ripples From Our President

By Linda Quinn



Lake Quilters Guild turns 20 this year! Our "Founding Mothers" deserve a special "thanks" for taking the initiative to form an organization that has inspired so many beautiful quilt projects and shared memories over the years. Betty Hatfield and Ginny Watson were part of that original group of ladies and are still actively involved in our guild today. We will celebrate our "20th" at the February meeting.

Our mission is to *"promote good fellowship and the interchange of ideas among those engaged or interested in the art and craft of quilting; to stimulate interest in the community; to make quilts for donation to charitable organizations; and to promote the knowledge and understanding of all aspects of quilting through education, sharing, enjoying and appreciating others works."* It is very appropriate that February is also the month we work on charity projects. We still make charity quilts and we have also expanded our repertoire to meet the evolving needs of the community. Come join the fun (9 AM to 2 PM) to work on some "old favorites" and see "what's new." Please remember to bring a lunch.

Just a reminder - membership renewals are due now. The directory will be available in March, and only "current members" are included. We are still seeking volunteers for "Each One Teach One," and the "Quilt Retreat."

Hopefully all this snow has given you plenty of time to sew and get your quilt projects ready for the quilt show. (Stitching is definitely more fun than shoveling...) I'm looking forward to a great display of our talents!

Think spring,

Linda Quinn

Membership News

Thank you to those members who have sent in their 2010 renewal form and payment. All dues must be received by March 1st if you wish to be included in the Guild directory and continue to receive a monthly newsletter. Renewal forms will be available at the sign-in desk or you can print one off from the Guild website. As a reminder, we no longer mail the newsletter. If you have any questions, please call me at [721-2562](tel:721-2562) or by email to psquilt@gmail.com.

Don't forget your name tag!

Paula Stevens,
Membership Chair

Volunteer Clean-Up Schedule

Thanks to everyone who offered to set up before and clean up after Guild meetings. If you are unable to attend, please find a member to substitute for you. Try to arrive by 11:30 to finish setting up in time for Block of the Month at noon. Clean up immediately follows the Guild meeting. Please remember to remove any trash bags that our members fill and visit the dumpster on the way home.

Please sign up at the February, 2010 meeting.

Betty Huffman
(540-483-0775)

WEATHER CANCELLATIONS

Notice of guild meeting cancellations due to bad weather will be posted on the WSLs website: <http://www.wsls.com>. Click on "Weather"/"Closings". A link to the WSLs web site can be found at the bottom of the HOME page on our web site (<http://www.lakequilters.org>)

For further information or questions, please contact the Guild President or the Program Chairperson (VP). Their contact information is listed in the newsletter under the current officers.

Programs and Workshops *(Continued from Page 1)*

Bunge, have, for the last nine years toured with a program of songs, stories and quilts to guilds and quilting events across North America, Australia, New Zealand, The UK and Germany. Cathy is also an accomplished quilt teacher in Hexagons as well as hand and machine appliqué.

Over the last 9 years, Cathy and John have performed at over 500 quilting events for more than 50,000 quilters worldwide. These include appearances at the International Quilt Festival in Houston, the AQS Nashville Show, Eleanor Burns' Quilting Retreat, Ricky Tims La Veta Gallery and on Alex Anderson's TY Program "Simply Quilts." Cathy has also appeared on "The Great Canadian Shop Hop." One of the songs from that show can be seen on You Tube. To date, Cathy has released four CD's of songs about quilting: "One Stitch at a Time," "A Quilters Embrace". "A Quilters World", and "In the Heart of a Quilt." These songs range from the historical through to the poignant, to the drop-dead funny! This program is sure to entertain and inspire both quilters and non-quilters.

Start with the Grandmother's Flower Garden and then transplant it to new growing zones using the English paper piecing technique. Students will be learning the easiest way to sew hexagons, eliminating two steps in the traditional technique by using plastic reusable Quilt Patis templates. The flower garden will be appliquéd onto a background fabric. The rest of the 3-hour class will concentrate on designing new patterns using hexagons. Bring home a ready-to-piece Grandmother's Flower Garden block, and a whole slew of ideas on how to make other designs using hexagons. Hand piecing suitable for beginners - 3 hour class. Kit of 7 Quilt Patis hexagon templates and design sheets provided - purchase required (\$5.00).

SUPPLY LIST:

Six 2-3/4" precut squares of petal fabric	one 2-3/4" precut square of centre fabric
One 6-1/2" square background fabric	hand-sewing needles
Contrasting basting thread	matching thread to petals
Scissors	A few small straight pins
	pencil/pen for designing

Also, check out Cathy's workshop at www.singingquilter.com

May 18 (**Ladies - This is the 3rd Tuesday of the Month**) TBA in March newsletter.

June 29 - (**Ladies This is the 5th Tuesday of the Month.**) Bunny Goode will reach us to embellish fabric and turn it into a pocketbook.....more about my friend Bunny later.....

Guidelines for Workshops

Workshops are special opportunities for a small group of people (usually only 20) to have instruction from a guest teacher. Please follow these guidelines when signing up for a workshop:

- Sign-up will begin at 12:30 at the Guild meeting in the month announced for the workshop sign-up. Only people who have signed-up AND paid can attend the workshop. You are not considered "signed-up" until you pay your money!
- If you are unable to attend the guild meeting at which the sign-up occurs, have a friend sign you up and pay your money. We will **NOT** be taking phone sign-ups before this time...Please don't ask us to break this rule.
- Once the workshop is filled, a waiting list will be formed. If someone drops out of the class, the next person on the waiting list will be called. Please do not by-pass the waiting list by selling your spot to a friend. It is not fair to those who have been put on the waiting list.
- Once you are on the list, and find you will be unable to attend, you will not get a refund unless someone is found to take your place. Please call **Susan Palmer at 721-5299** as soon as you know you can't come and the next person on the waiting list will be called. If there is no one on the waiting list, you may then find your own replacement.

LQG Challenge Quilt for 2010

Theme: "Girls Gotta have Fun" Scrappy Quilt

Q: What is a scrap? Can I call a piece of fabric that's been in my stash for year a scrap?

A: A scrap is a piece(s) of fabric left over from a project(s) that might be thrown away but is too good to throw away. So it ends up in your scrap pile(s), for a use you'll get to some day. That "some day" is **NOW!** No, you can't call a piece of fabric from your "old" stash a scrap.

I know, I know, how will anyone know you just didn't cut up your stash? You're right - no one will know but you and your conscience. I'm banking on the honesty of everyone, and let your conscience bug you if you "cheat."

This is a challenge with which you are to have fun! Use those scraps and have fun doing it!

February, March and April, you may bring a grocery size bag of your scraps to trade with someone else. There will be a table near the LQG Library to place your bag of scraps. Then sometime during the day pick up someone else's bag of scraps.

Have sew much fun with this! Bette Gove, kayaksm1@gmail.com

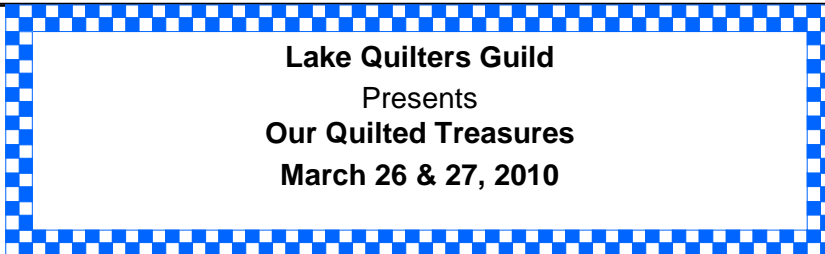


Treasurer's Report

By

Sandra Ferguson

Balance (1/1/10)	\$4100.16
Income	
Dues	1260.00
BOM	175.00
TOTAL INCOME	\$1435.00
Expenses	
Newsletter	25.20
Admin	100.00
Door Prizes	11.85
MAQNET dues	15.00
Charity	7.56
Equipment	19.91
Quilt Show	89.99
Sunshine	5.29
Library	25.00
Program	50.00
BOM	9.08
Christmas Lunch	1317.81
TOTAL EXPENSES	\$358.88
Balance (1/31/10)	\$5176.28



Lake Quilters Guild
Presents
Our Quilted Treasures
March 26 & 27, 2010

The groundhog saw his shadow so we have been blessed with a ton of snow. But quilters just love this kind of weather as we are snowed in and can sew up a storm. I know all you ladies have made at least one quilt, if not more, to put in our show. We are looking forward to seeing all the beautiful work you do. You can put in some wearables plus save some of your projects for the bee display tables. So you have a lot of opportunity to show your quilted treasures. We have plenty of registration forms so you can see either Joyce if you need more.

I hope you have had an opportunity to put up your flyers and give away some of those business cards to your friends. We have plenty more of those so please use as many as you can. Word of mouth is always the best way to let everyone know about our show so email everyone on your list about our show. The quilt show is our one big fund raiser to fund all those great programs we have each year. Please sign up on the volunteer sheets to help with the show either Thursday, Friday or Saturday. We need a lot of hands to put on this show.

Some of you have asked what you could do if you couldn't come so if you would like to make brownies, cookies or another type of dessert, you could do that and bring it to the March meeting and give it to either of us. We feed the volunteers on Thursday and it is nice to have a "sweet" to top off lunch. Thank you to all who have volunteered so fare but we need a lot more to get the job done. Many hands make light work. We know this is work but we want it to be a fun experience also. You know you just love to get together with your friends, have a project and eat. Now - how must more fun can it get!!!

The Joyces, Email: joycejm@hotmail.com

2010 Officers

President

Linda Quinn
576-5071

smlquinn@gmail.com

VPs Programs (2010)

Susan Palmer
721-5299

snobirdone@aol.com

Eloise Vass (2011)
721-4007

larel@gmail.com

Ruth Ann Assaid (2011)
992-6445

rassaid@yahoo.com

VP Membership

Paula Stevens
721-2562

psiquilt@gmail.com

Secretary

Irene Capps
576-5995

anarene258@gmail.com

Treasurer

Sandra Ferguson
721-7723


arandsferguson@aol.com

**Rose-Marie's Sewing Studio
Quilting Cottage**
(540) 297-2841

Rose-Marie's Quilting Cottage is looking forward to helping you get your unfinished quilts finished so you can have a start toward your Christmas Presents. What nicer gift could you give, but a quilt made by you. Remember, finished is beautiful.



Rose-Marie's Quilting Cottage



**BATTEN DOWN
THE PATCHES**

**PROFESSIONAL
LONGARM QUILTING**
By ELLAMAE LERZ

CUSTOM QUILTING
TRAPUNTO
EDGE TO EDGE QUILTING
BASTING

540 520 5868
ellamaelerz@yahoo.com

Old Trinity Schoolhouse Quilt Shop



*Broad Selection of Fabrics, Books,
and Notions*

Visit our shop: 9am - 6pm Monday thru Saturday

Order Directly from our Web Site,
www.TrinityQuilts.com

3200 Trinity Road (I-81 to Exit 150B - 5.5 Miles North
on US 220, Right at Trinity Road)

P.O. Box 189 • Fincastle, Virginia 24090

540 • 992 • 1233

FABRICS, BOOKS, PATTERNS,
NOTIONS, GIFTS & CLASSES



**NEW FROM NORTHCOTT - STONHENGE AND
WINTER GAMES FLANNELS**

**SPECIAL!! ALL BATIKS IN STOCK ON SALE -
15% OFF**

SMITH MOUNTAIN LAKE QUILTING
130 SCRUGGS RD. #214
MONETA, VA 24121
540-719-7845



**blue
RIDGE
QUILTING**
custom machine quilting

Cathy Fandel
1164 Dry Hill Road
Ferrum, VA 24088
(540) 365-7430
cathy@blueridgequilting.com

THE SEWING STUDIO, INC.

1310 Memorial Blvd S, Martinsville, VA 24112
(276) 632-5700

bfeeny@embarqmail.com

Hours M-F 8:30 am to 5 pm; Sat 10-2

**Come and visit us in our roomy, well-lit store. We
have 3000+ bolts of fabric; books, notions, patterns,
and supplies for quilters.**

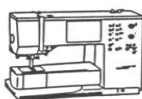
1st Tuesday of each month is our \$5.00 Sampler

Authorized Babylock Dealer

Bernina elna Janome

Your complete store for top quality
machines, classes, notions & service.
Family business since 1976.

Alpine Machine Co.



3609 Brambleton Ave.
Roanoke, VA 989-4412
alpinesewingmachine.com

For MEMBERS you know who need a bit
of cheer, please contact our Sunshine
Chair, Madeline Demchak at 334-3854.
(madal687@yahoo.com)



*Block of the Month 2010
Civil War Quilt*

Helen Buchanan, Chairperson

Date	Block	Teacher
Feb	Monkey Wrench	Donna Kettleon
March 23	Variable Star	Sandra Ferguson
	Bear Paw	Marcia Wright
April 27	Basket	Bette Gove
May 18*	Plume and Rose	Linda Pote
	Paper Piecing Boat	Alba Papa
June 29 *	Underground Railroad	Carol McRae
July 27	Flag	Karen Arends
Aug 24	Crown of Thorns	Dottie Wilson
Sept 24	House	Alice Vreeland
Oct 26	Courthouse Steps	Helen Buchanan
Nov 23	Border	Carol Althoff/ Gwen Bruington

- **May is the THIRD TUESDAY and June is the FIFTH TUESDAY**

There will be a \$5 charge to take the class this year. This fee will pay for the printing costs and for assembling/quilting the teacher's blocks. This finished quilt will be raffled off to guild members. Those taking the class will be entitled to one free raffle ticket.

BOONES COUNTRY STORE

2699 Jubal Early Hwy., Burnt Chimney, VA 24065

(3 miles from Burnt Chimney on Rt. 116)

(540) 721-2478 FAX: (540) 721-4831

Tues-Sat, 9:30-5:30 Friday until 7:00 PM

Stop & shop at BOONES COUNTRY STORE

Upcoming Quilting Classes - FRENCH BRAID CLASS - 2/10 & 27. Whether you're a beginner or advanced quilters, in just two days you'll make a lap-sized quilt top! Pick up supply list at store.

MARINERS COMPASS - 3/6 & 13 Learn to make perfect points with various methods of foundation piecing in this 2-lesson class.

Other Classes to be Scheduled - Basic Quilting Class, Braided Table Runner, Stack-n-whack

New Shipment of Andover Cottons has arrived.

Warm up with our Soup of the Week!

We have preprinted embroidery projects including pillow-cases, quilt blocks, doilies, and pillowcase dolls.

Need fleece for your winter project, come by check out our selection. Great for blankets, pillows, jackets or hats!

LIBRARY CORNER



The following new items will be available in the library at the January 2010 meeting:

Cool Girls Quilt by Linda Lum Debono

The Little Box of Baby Quilts by Jenny Wilding Cardon

Sew One and You're Done by Evelyn Sloppy

Simple Chenille Quilts by Amy Whalen Helmkamp

Young at Hearts Quilts by Julia Popa

Square in a Square by Jodi Barrows (DVD)

A very special 'Thank You' to all those members who have donated books to the library.

Anne Ochs, Librarian

**Special Recipe for these Cold Days!
Tortilla Soup**

Ingredients:

- Chicken
- Fresh tomatoes or large can of diced tomatoes (puree with blender)
- Bay leaves (2)
- Cumin 1/2 teaspoon
- Chili Powder 1 tsp to 1 tbsp
- Rotel Green Chilis and tomato - 1 can
- Rotel tomato & chilis with lime and cilantro - 1 can
- Chicken broth - 2 cans
- Large onion (chopped)
- Red tortillas (if you can find them) or yellow corn tortillas - 10 each, cut into thin strips
- Fajita seasoning - to taste
- Cajun seasoning - to taste
- Salt and pepper - to taste

Boil chicken until falling off bones (I use boneless breasts) Add salt/pepper/fajita/Cajun seasoning while cooking chicken

Drain chicken using colander lined with cheesecloth (save broth)

In 4 qt pot add canned and saved broth with other ingredients. Also add more fajita/Cajun seasoning and salt and pepper.

Shred chicken and add. Cook for approx one hour or so

Bake tortilla strips in oven (350) for approx 5 - 7 minutes

Serve over tortilla chips, top with cheddar cheese and chopped avocado and tortilla strips.

February 23 - Annual Charity Quilt-In 9 AM - 2 PM

This is the big push for the year for the guild to create charity projects such as our bears, pillow pals, lap quilts and the like. Be sure to note we will all begin the meeting at 9 AM. Please come and lend a hand. You can sew, stuff bears, or make up kits. There's something for everyone. Here's the program:

1. We need bears sewn and ready to stuff for the meeting (at least 100). If you need a pattern, contact Sandy Kelso at 719-1571
2. We need FABRIC donations: Christmas fabric + red and green for stockings, juvenile prints, brights and solids and fabric suitable for boys
3. SAVE YOUR BATTING SCRAPS - ANY SIZE - WE CAN USE IT
4. Please return your finished items from 2009.
5. We will be stuffing bears and sewing the ears, arms and legs down. If you would like to do this, bring your machine.
6. There will be several demonstrations of techniques.
7. We will be making up kits again. Please bring the following, depending on what you'd like to help with:
 - a. Cutting mats, rotary cutters, rulers, good scissors, etc.
 - b. Knitting needles, chop sticks, or other tools to help with stuffing
 - c. Sewing needles, embroidery floss, thread in several colors, a pin or two
 - d. **Your lunch and beverage**

Be sure to put your name on anything you don't want to lose.

Charity Bee Distributions, 2009

Here is a list of all the recipients of our charity projects last year:

- Franklin County Hospital ER;** 110 bears, 58 pillow pals
- Franklin County Sheriff;** 8 bears, 2 pillows
- Franklin County Hospice;** 9 quilts, 14 wheelchair bags
- Franklin County Resource Center** (women's shelter); 14 bears, 9 quilts, 6 totes, 10 pillowcases, 10 wheelchair bags
- Franklin County Social Services;** 9 bears, 12 quilts, 20 pillowcases
- Franklin Healthcare & Rehab;** 22 quilts, 23 wheelchair bags
- Franklin County STEP;** 140 Christmas stockings, 5 sweaters, 12 pair mittens, 20 hats
- Franklin County CASA;** 8 bears, 4 totes
- Trinity Mission Nursing Home;** 3 lap quilts, 4 wheelchair bags
- Bedford County Hospital ER;** 47 bears, 31 pillow pals
- Bedford County Social Services;** 28 quilts, 30 pillowcases, 28 totes
- Bedford County Hospice;** 14 totes, 14 quilts, 14 wheelchair bags
- Bedford County Domestic Violence Center;** 33 totes, 8 quilts, 14 pillow pals
- Bedford County Nursing Home;** 60 bibs, 4 lap quilts, 17 wheelchair bags.....continued next column.....

NOW, go pat yourselves on the back for a fantastic job last year. We've given out most of our inventory, so we'll be starting from scratch this year. Save all that extra fabric and batting. Make some bears or pillow pals. Be ready to pick up some kits in February. If you can knit, how about doing some caps or mittens. STEP in Rocky Mount and some of the Bedford places could use warm caps and mittens. The foster care and women's shelters always need items. They are all so grateful for what we do. Let's keep up the good work.

**Many thanks
to all!!!**

Check our website for new classes through March 2010! We have named our quilters paradise downstairs "The Quilt Shack" Hope to see you soon!

The General Store
www.generalstoresml.com



213 Scruggs Road
Moneta, VA 24121
540-721-3009

HATE STAIRS??? JUST RING OUR BELL!
The Downstairs Entrance to our Quilt Wonderland is Now open regular store hours!

QUILTING ESSENTIALS

405 Apperson Dr., Salem, VA 24153
540-389-3650

2000+ bolts of 100% Cotton Fabrics including a great selection of Flannels and 104" to 108" Quilt Backing Fabrics.

Books, Patterns, Notions,
Quilting Supplies, Kits and Classes.

Also Anchor Floss and Aurifil Thread.

We carry the Alto's 2 Fabric Cutting System, the Alto Pro and most all other Alto supplies.

We also carry Locker Hooking supplies and provide classes.



Hours: Mon-Fri 10:00 am-5:30 pm • Sat 10:00 am-4:00 pm



Buzzings from the Bees by Susan and Chris

- **Bag Ladies Bee** (Moneta area) - meets the 1st and 3rd Tuesday, 10:00 am to ??? at Mary Ann Spangler's. Bring lunch. Will be making favors for the Guild's 2010 Christmas luncheon. Will continue to work on charity items for children. Also, now using completed Friendship Squares to create other items. **(Full at this time.)**
- **Bluewater Bee** (Moneta) - meets 1st Tuesday, 10:00 am to 1:00 pm, at Smith Mountain Lake Quilting Shop; Contact Marnie Brush (719-7845). Working on School House Quilt Block of the Month Exchange and charity quilts for Bedford Social Services. Will display July 2010 **(Full at this time.)**
- **Buzzin' Bees** (Boones Mill) - meets 1st Thursday 9:00 am to ??? at Velma Meador's home. Bring lunch. Will display March 2010 **(Full at this time.)**
- **Friendship Bee** (Hardy) - meets 2nd and 3rd Tuesday, 9:30 AM to ??? Call Gloria Thar or Jeannette Chace for meeting location. Bring lunch. Bring anything you've started or want to start; there will be help for new quilters. **(New members Welcome)**. Will display in May 2010.
- **Hardy Bee** (Moneta) - meets 4th Tuesday, 9:00 am to noon, at Dot Jackson's home. Working on "row by row" quilts and continuing making charity projects. Will display June 2010 **(Full at this time.)**
- **Kept in Stitches Bee** (Hillcrest Heights) - meets 1st and 3rd Thursday, 10:00 am to 3:00 pm, at Alma Carter's home. Main focus for 2010 - Finish UFO's and block of the month. **(Full at this time.)**
- **Ladies of the Evening Bee** (Wirtz) Paula Stevens. Meetings temporarily suspended until new host/meeting location identified.
- **Material Girls Bee** (Walnut Run) - meets 1st and 3rd Tuesday, 9:30 am to 2:30 pm. Call Marcia Wright or Kate Holdgreve. Bring lunch. Making quilts for each member. Will display in October 2010. **(Full at this time.)**
- **River Queen Bee** (Goodview) - meets 3rd Tuesday, 12:30 pm at Jeanie Ireland's home. Working on UFO's, charity pillowcases for hospitals and battered women shelters, and a new technique/design for pocketbooks. Will display in August 2010. **(New Members welcome.)**
- **Sassy Stitchers Bee** (Roanoke) - *meeting time changed to 3rd Tuesday*, 10:00 am to 3 pm at St. John Lutheran Church. Contact Joyce Noell (774-2570) for information. Ongoing Block Exchange Project. Will display September 2010. **(Always open to new members.)**
- **Shady Ladies Bee** (Moneta) - meets 1st Monday, 1:30 PM to 3:30. Call Jan Hagen for winter meeting location. Working on Round Table charity quilt (row-by-row) and Dresden wall hanging. Beginning quilting is their focus. **(Full at this time.)**
- **Southside Bee** (Union Hall) - meets 2nd Thursday, 10:00 am to 2:00 pm. Bring lunch. Call daytime hours only Sandy Randall. **(Full at this time.)** Bee is planning another retreat for March and will not hold its regular meeting in March.
- **Stitches In Time** (Goodview) - Appliqué Bee 4th Monday, 10:00 am. Bring lunch. Call Kinza Pickelsimer. Project: Hearts and Flowers blocks by Kathy Delaney. Will display in November 2010.
- **Sunshine Bee** (White House Corner/Huddleston) - meets 1st Thursday, 10:00 am to 2:00 pm, at Cindy Clark's home. Bring lunch. Will **not** be meeting in February. Will display in April 2010. **(Full at this time.)**

IF YOU WISH TO BECOME A MEMBER OF A BEE or IF YOU HAVE ANY UPDATES/CHANGES FOR THE ABOVE BEES, CALL SUE DITTLER (540-587-5925) OR CHRIS PATANE (540-297-0994) BEFORE THE 3RD OF EACH MONTH.

RE: Upcoming Quilt Show

Each Bee must be responsible for having someone from their Bee set up and take down their bee's display before and after the quilt show. (Set up Thursday morning after 9:00 AM and take down Saturday at 4:00 PM) . This person will also make sure any items belonging to their members are picked up and returned to them. Please let Sue Dittler or Chris Patane know the contact person for your Bee either in person, by phone or by email as soon as possible. Thank you all!

Lake Quilters' Tidings
Editor, Stephanie Schaefer
258 Chestnut Pointe Drive
Hardy, VA 24101