


# Lake Quilters News

May 23, 2019

<http://www.lakequilters.org>

Volume 28 Issue 5 Editor Jackie Hodgson



## PRESIDENT'S MESSAGE

Hello to fellow quilters!

I am finally getting around to making a baby quilt for a dear friend's son who grew up with my kids. I'm enjoying it so much. My 10 yr. old granddaughter wrote a paper for her 4<sup>th</sup> grade class that I loved! She wrote:

"I love to sew. The whole reason I sew at all is because of my grandmother. My grandmother is like a champion sewer. She's made many amazing things.....she has a lot of stamina. I used to watch her when I went to her house, so for my eighth birthday she gave me a beginner hand-sew book. I enjoyed it so much that she gave me a real sewing machine for Christmas. At first, my grandmother was helping me with almost everything, but soon I was sewing away. ....I absolutely love sewing, all because of my grandmother."

How could it get any better? If you have a granddaughter, get her sewing! Pass along that love and creativity.

See you soon.

Mary

## 2019 Officers

### President

Mary Hamlin  
[maryhamlin47@gmail.com](mailto:maryhamlin47@gmail.com)

### VP Programs

Veronica Church  
[vchurchlqg@gmail.com](mailto:vchurchlqg@gmail.com)

### VP Membership

Sue Whitney  
[whit2inva@gmail.com](mailto:whit2inva@gmail.com)

### Secretary

Bev Seaver  
[quiltlady3580@gmail.com](mailto:quiltlady3580@gmail.com)

### Treasurer

Connie Lutz  
[joycenoell@cox.net](mailto:joycenoell@cox.net)

### Webmaster

Bonnie Bull  
[bbull@bullworks.net](mailto:bbull@bullworks.net)



Next board meeting:  
Monday July 8th. 10am. at  
Windtree Clubhouse  
Moneta VA 24121

LOG 2019 WORKSHOPS & PROGRAMS

Veronica Church, Programs Director

[vcchurchlqg@gmail.com](mailto:vcchurchlqg@gmail.com)

---

THIS IS MY SECOND REQUEST FOR A QUILT MEMBER, OR SEVERAL WHO CAN SHARE THE STAGE. NEED MEMBERS TO DO OUR PROGRAM FOR OCTOBER 22, OUR GUILD IS FULL OF EXCELLENT QUILTERS WITH BEAUTIFUL QUILTS THAT CAN INSPIRE US TO BE BETTER QUILTERS. PLEASE EMAIL ME IF YOUR INTERESTED. THANKS!

---

The April 23 meeting Quilts of Valor block making was a huge success!! 18 ladies in made 128 BLOCKS!! AMAZING, THANKS FOR ALL THE SUPPORT FOR THIS WORTHY CAUSE! If you would like to participate make your blocks and bring to May Meeting . All finished blocks should be 12.5". I will mail these to QOV after May meeting.

---

**Tues, May 28, 9:00am- 12pm: Jill Jensen will teach 'Introduction to Block Carving and Printing on Fabric'.**



This innovative class will add another dimension to your quilting! You will create your own designed block to print. \$30 Mem./\$35 Non-Mem./\$10 Supply Kit Required and \$25 Brayer & carving tools kit (if you have your own Brayer and carving tools you can use that or team up with a friend and share tools )/Max of 20 Students.

**WE HAVE SPACE FOR 3 MORE PARTICIPANTS!** All you need to participate: Fabric to print on, baby wipes and a wood spoon! A simple pattern to carve and print.

Coloring books are excellent patterns!

**Tues, May 28, 1-3pm: Jill Jensen will present a trunk show** that incorporates her block printing into her beautiful, imaginative quilts.

---

**JUNE – NO MEETING**

---

**Mon, July 22, 9am-3pm: Since July is a typical vacation, family visiting month,** I think we can use this time to catch up on projects we've got laying around. Let's bring our sewing machines, supplies and **UFO's** to finish up!!! Bring lunch or snacks and join in at any time to finish some projects!!

**Tues, July 23, 1-3pm: Guild Show & Tell:** please bring 1 item you've quilted that has a special story or the inspiration for you making it and share it with the Guild!!

---

**Tues, Aug 27, 1-3pm: T Carter will lecture on Dreispitz:**



History outside the Box. Through memory quilts she will tell the story of her family's immigration to the US from Dreispitz, Russia.

---

A supply list for each Workshop will be given out at the sign-up table during the monthly regular meetings OR you can print them from the 'Programs' section on the Guilds website two months in advance of workshop at: [http:// www.lakequilters.org](http://www.lakequilters.org)

## LQG WORKSHOP GUIDELINES 2019

**LQG Workshops** are educational and fun opportunities for small groups of quilters (generally between 15-25) to obtain valued instruction from guest presenters and learn new patterns, techniques, shortcuts and design elements, as well as develop deeper threads of friendship with other Guild members. For your information, please refer to the following Workshop Guidelines:

- **Three or more months prior** to the Workshop, signups will begin at the regular monthly meeting.
- **Two months prior** to the Workshop, if it is not filled, signups will be offered to other guilds and the general public at an additional fee.
- **One month prior** to the Workshop, if not filled, it will be cancelled and payments returned.
- Only people who have **signed up AND paid** can attend the Workshop. **You are not considered signed up until your payment is received.**
- When the Workshop is filled, a "Waiting List" sign-up sheet will be made available. If someone drops out, the next person on the Waiting List will be called. **(If you need to cancel, please DO NOT find a replacement unless there is no one waiting).**
- Once you have signed up for a Workshop and you find you are unable to attend, **you WILL NOT receive a refund unless your spot is filled.**

Please contact **Veronica Church** [ychurchlqg@gmail.com](mailto:ychurchlqg@gmail.com) as soon as you know you cannot attend a Workshop you have **signed up and paid for**. If applicable, they will contact the next person on the waiting list. If there is no one on the waiting list, you may find your own replacement and give **Veronica** your replacement's name and contact information.

## HOLIDAY MAGIC CHALLENGE 2019

May is a special month for us. We get to honor our Mothers on Mother's Day and we also have Memorial Day to honor all those who died in active military service. Each of these holidays have special meanings for most of us.

Several years ago, I made a flag wall hanging which I use for Memorial Day in May, Flag Day in June and July 4<sup>th</sup>.

Choose your favorite holiday and create some holiday magic.

The wall hanging can be any size and any color but must have a holiday theme. The challenges will be displayed at the December Luncheon and voted on by Members attending the luncheon.

Prizes will be awarded for the most creative wall hanging and for the wall hanging showing the best example of a holiday theme.

I hope you will get in the spirit of your favorite holiday and create a wonderful magical new wall hanging. If you have any questions, you may email me at .....



[JoyceJIM@hotmail.com](mailto:JoyceJIM@hotmail.com). Thanks, Joyce Moorman

## BOOK REVIEWS

by our Librarian - Marge Weismantle

Books for the Novice and Beyond




### Beginner's Guide to Quilting- 16 Projects to Learn to Quilt by Elizabeth Betts



This book is an excellent guide for beginners or for someone who has started a project and doesn't know how to finish it. The basics of quilting tools and equipment, fabrics and quilting techniques are included with the projects. Projects that are featured earlier in the book are easier. With each successive chapter, the projects get progressively harder. Starting in the beginning and working through each project is a great way to learn a variety of essential quilting techniques. Projects include a doll quilt, table mats, wall hangings, table runners and other items.

### Best of Fons and Porter Beginner Friendly Quilts by Spooly and the Quilty staff

Favorite quilts from "Quilty", a popular quilting magazine, along with proper construction, are featured in this book. All of the quilts are appropriate for a range of quilting skills, from the inexperienced to the long time quilter. Many of the articles in Quilty include additional information in online video tutorials. In addition to the quilts, the book includes chapters on how to balance small and large scale prints, making a design wall, how to cut fabric accurately, different binding methods and unique Quilty shortcuts.



For up-to-date information and photos of guild happenings...Be sure to visit our website at

[http:// www.lakequilters.org](http://www.lakequilters.org)

Email additions and questions to Bonnie Bull, Webmaster

[bonnie@lakequilters.org](mailto:bonnie@lakequilters.org)



Do you know a member in need of a 'Get Well,' 'Sympathy,' or 'Thinking of You' card?

If so, please contact Linda Walters, Sunshine chairman at [lindaw@shentel.net](mailto:lindaw@shentel.net)



## Southside Bee

Edythe O'Connell started our Bee over 19 years ago in her home. We now meet at Dill's Lakeside Marina in Penhook on the second Thursday of each month ... except the months of June, July & August when we're travelling, or having company ourselves. We've made an underground railroad quilt for the Booker T. Washington National Memorial, an animal quilt for the library in Rocky Mount, gone on retreats, taken classes, worked on round robins and other projects together and shared our lives, laughter and woes over the years. The last few years we've been cutting our leftover fabric into strips to make "strippy" quilts for charity ... and we get to enjoy seeing it again before we turn the quilts over to our guild! Sometimes we work on our own projects at Bee, but mostly the charity quilts. We bring our lunch and a charity item for Lake Christian Ministries. Happy stitching ya'll!!!



Southside Bee Members shown in photo above from left to right: (*standing in back*) Teena Livsey, Linda Quinn, Irene Capps, Barbara Armstrong, Ruthann Werkheiser (*sitting in front*) Linda Walters, Barbara Dill

Submitted by Teena Livsey.



## Buzzing of the Bees



**Friendship Bee** (Hardy) – meets 1st & 3rd Monday, 10:00 a.m. Call **Betty Huffman** for meeting location. Will display in **AUGUST**. (Full at this time)

**Kept in Stitches Bee** meets 1st Thursday at the SML Association meeting room (lower level behind Old Oak Café—Rt. 616 at Westlake) 10 a.m. to 2 p.m. Members work on individual projects as well as charity quilts. Call **Marilyn Doble or Linda Burke**. Bring lunch. Will display in **OCTOBER**. (New members WELCOME).

**Let It Bee** meets 1st Thursday, 10 a.m. , Bethlehem Methodist Church (across from Moneta Library) Will display in **NOVEMBER**. (Full at this time). Contact **Dale Stelhorn**.

**Material Girls Bee** (various locations) - Meets the 1st and 3rd Tuesday, 9:30-3 PM. Call **Kate Holdgreve**. Traditional quilters learning new and varied techniques. (Full at this time). Displays in **SEPTEMBER**.

**River Queen Bee** (Goodview) meets at the Moneta Library the 3rd Tuesday of the month at 1:00 pm. For questions please call **Sharon Cullen**. Will display in **JANUARY**. (Full at this time).

**Sew Happy Bee** Meets the second Tuesday, 12:00 noon to 4:00 p.m. at Living Waters Church, Rocky Mt. Contact person is **BJ Jensen**. New members are welcome.

**Shady Ladies Bee** (Various locations) meets 2nd Thursday of each month from 10:00 am to 12:00 pm or longer. They will rotate meeting sites from home to home. Contact **Linda Spencer**. Will display in **APRIL**. (Full at this time).

**Southside Bee** (Union Hall) meets 2nd Thursday, 10 a.m. to 2 p.m. Bring lunch. Contact **Teena Livsey**. Working on scrappy charity quilts. Will display in **MAY**.

**Worker Bee** (Huddleston) meets the 2nd Sunday at Patmos United Methodist Church, 2 p.m. to 5 p.m. Working on various charity projects as well as individual projects. For questions contact **Jan Emerick- Brothers**. (New members WELCOME).

*IF YOU HAVE ANY UPDATES or CHANGES FOR THE ABOVE contacts, email **Kate Holdgreve** [kdholdgreve@gmail.com](mailto:kdholdgreve@gmail.com)*

*We appreciate your efforts to share your beautiful work with all of us.*

*If you have an interesting project that your Bee has been involved in and would like it to be included in the Newsletter, please send it in a 'WORD' document, no later than 5th of the month that you would like it to appear, to*

*[kdholdgreve@gmail.com](mailto:kdholdgreve@gmail.com) - Include a picture too.*



## Charity Report

For those who missed the April guild meeting, go to [www.lakequilters.org](http://www.lakequilters.org) & find 'Show and Tell'. There you will see the morning's production of squares for Quilts of Valor. Toward the end of 'Show and Tell', you will see that Carol and Betty each brought a slightly different version of the same wheelchair lap quilt pattern. This was completely by chance! There will be an Easy Peazy pattern and a modified Easy pattern with a flannel-backed "muff". Plus, there will be a sample quilt at our May meeting for you to try out. This promises to be a real stash buster!

Seeing that Houston, Texas is facing flooding again, I was reminded of Mary's efforts to send and take quilts to her daughter to distribute there. Just before that disaster, Mary brought 3 quilt tops (from three guild classes) to the charity table for someone - anyone - to finish. I took one, determined to find the error that frustrated Mary enough to not finish the class project. Since I had taken the same class, I understood how easy such a mistake could be. At first, I couldn't find the error; but once found, I could not miss it. Well, dingies! it took forever to find just the right "stash" to finish it. We'll see how many of you can find the "fatal flaw" at May's meeting. Then Mary will have another quilt to send to Houston. Happy stash busting!



Submitted by Betty Huffman

## QUILTS NEEDED

**HOPES and DREAMS** is a charity organization for ALS patients. They are looking for quilt donations either **lap or throw size**. If you care to donate, please send your quilts to .....

**Hopes and Dreams, 589 Central Drive, Virginia Beach, VA 23454**

Submitted by Nancy Robins



## Beginner Class

We will meet as planned at 11:30 before the meeting in May. Please bring your completed squares and the materials and tools for our next activity, as shown on your handout.

Sandra Ferguson



### Lake Quilters Guild    Treasurer's Report Income & Expenses April 30, 2019

<b>Beginning Balance</b>	<b><u>\$12,227.57</u></b>	
<b><u>INCOME</u></b>		
Interest	\$00.50	
<b>Total Income</b>	<b>\$00.50</b>	
<b><u>EXPENSES</u></b>		
<b>Total Expense</b>	<b>\$00.00</b>	
<b>January 31 2019 Balance</b>	<b><u>\$12,228.07</u></b>	

Submitted by Connie Lutz, Treasurer

# BIRTHDAYS

## MAY BIRTHDAYS

5/23 Joy Shannahan  
5/26 Bette Stubbs  
5/27 Kate Holdgreve  
5/30 Donna Broomall & Jennifer Jones



## JUNE BIRTHDAYS

6/3 Bonnie Zinck  
6/5 Bonnie Bull & Cathy Scott  
6/9 Melinda Mulesky  
6/10 Cheryl Nylund  
6/11 Marian Serge  
6/15 Martha Melkonian  
6/17 Sue Dittler  
6/19 Barbara Turner  
6/25 Betty Graham & Judy Edgeworth & Karen Taylor  
6/27 Sue Wilson  
6/28 Colleen Filbey  
6/30 Karen Arends & Christine Patane



## JULY BIRTHDAYS

7/3 Dale Stellhorn  
7/4 Bettie Cerul  
7/7 Madeline Demchak  
7/8 Linda Spencer  
7/11 Dottie Wilson

## Weather Cancellations



The cancellation policy for LQG meetings is: If **either Bedford or Franklin** County Schools are canceled then the LQG meeting is canceled. In addition, notice of guild meeting cancellations due to bad weather will be posted on the **WDBJ7** website: <http://www.wdbj7.com>. Click on **Weather/ Closings**. A link to this website can be found at the bottom of the Homepage of our website. <http://www.lakequilters.org>

Please contact Jackie Hodgson at [hodgson.jackie@gmail.com](mailto:hodgson.jackie@gmail.com) if your email address changes to ensure email delivery of your monthly newsletter and LQG email blasts.





# USING THE RIGHT NEEDLE - PAGE 1

## NEEDLE

### TOPSTITCH

### TITANIUM COATED

#### Understanding the Sewing Machine Needle

One of the most significant parts of today's home machines is often the least appreciated and most obscure - the needle. A [sewing machine needle](#) is a slender strand of metal, shaped to precision, which delivers thread to the machine to create a stitch. We spend thousands of dollars on the most advanced machines, acquire the best digitized designs, use the most lustrous thread, and the most beautiful fabric to produce our projects. But all too often this is all for naught because we either use an old, worn, damaged needle or we use the wrong needle for the fabric. Needles can be damaged by normal use. You don't have to hit a pin while sewing to damage your needle. They can become dull, bent, damaged or get misshapen eyes through normal sewing. All these contribute to frustrating thread breaks and a frayed look on your finished projects. The best advice we can give is this: When you start a new project, start with a new needle. It's the least expensive part of a superior finished project. Overall, a clean, well functioning needle will result in sharp, well-shaped stitches. Needles are inexpensive and easy to change. Keeping a good needle in your sewing machine is one of the easiest, least expensive ways to improve your embroidery and sewing projects.

#### Needle Points

Needles fall into three primary categories -- ball point, sharp, and rounded-sharp. It is important to use the correct needle. Ball point needles are designed to avoid making holes in knit or loosely woven materials. The cross fibers which constitute the knit or loosely woven materials are relatively far apart as compared to those in tightly woven materials. If a knit strand of thread is cut with a sharp needle, it produces a hole that will enlarge when the loose fibers pull back from the cut. To prevent this, the ball point needle is designed to push aside the individual strands of the knit. This assumes that the ball point needle point is in good condition. Sharp needles are designed for woven fabrics. Because of the tightness of the weave, individual cut fibers will not pull away and make holes. For this exact reason it is important not to use ball point needles on wovens. The blunt force of a ball point will tear through the fibers and actually pull them in the process, resulting in uneven, irregular embroidery and damage to the fabric. Sharp needles can be used on all wovens as well as dense fabrics such as leather, vinyl, canvas, etc.



*The difference between a Universal needle (top) and Topstitch needle (bottom)*

#### Needle Sizes

Needles range in size from very fine 55/7 to a heavy duty needle 120/19. Most needles use the two-number measuring system. The higher number relates to the metric system and defines the needle shaft diameter in hundredths of a millimeter. The lower number relates to the system in the U.S. and is an arbitrary number also used to indicate needle shaft diameter. View our [educational diagram](#) about needle sizes.

# USING THE RIGHT NEEDLE - PAGE 2

## Needle Styles

### Ballpoint

The ballpoint needle has a rounded point of varying degrees. Its primary application is to sew on knit type fabrics. The rounded tip slips between yarns rather than cutting them. This prevents broken fibers and the attendant unraveling.

### Denim

The denim (jeans) needle has a very sharp, acute point with a slender eye and a strong shaft. The sharp point is necessary to penetrate heavy fabrics like denim and canvas. The slender eye holds the thread in place for proper loop formation. The strong shaft prevents deflection of the needle and insures accurate needle placement for stitch formation.

### Embroidery

The embroidery needle has a sharp point, a large eye and a special scarf to protect specialized decorative threads in embroidery. It also has a shorter point-to-eye length to enhance embroidery applications by ensuring extra clearance between the needle point and the embroidered article as it moves for succeeding stitches.

### Leather

The leather needle has a wedge shaped point which gives it the piercing strength it needs to penetrate heavy fabrics like leather and vinyl. The needle makes a very clean hole in the fabric, so mistakes are costly.

### Metallic

The Metallic needle is specifically designed for metallic threads. It has a large, elongated Teflon coated eye, larger scarf and a larger groove to protect the more fragile metallic threads during stitch formation.

### Microtex

This needle is sharper than the universal point with a more slender shaft. It is used primarily on fine wovens and for heirloom sewing on very fine fabrics and for synthetic suede.

### Quilting

The quilting needle has a tapered point for stitching through multiple layers and across seams. The shape of the point minimizes damage to the quilting fabric.

### Topstitch

The topstitch needle has an extra large eye and a much deeper groove for use with either heavier fabrics and/or heavier threads. It can even accommodate doubling of threads for more pronounced stitching.

Submitted By Sue Whitney

## L Q G BOARD MEETING MINUTES – May 14, 2019

### **A T T E N D E E S:**

Veronica Church, VP Programs  
Mary Hamlin, President  
Jackie Hodgson, Newsletter  
Connie Lutz, Treasurer  
Beverly Seaver, Secretary  
Sue Whitney, VP Membership  
Sue Wilson (shadowing Sue Whitney)



Meeting was called to order at 9:08 a.m. by Mary Hamlin

### **Membership Report – Sue Whitney**

Current membership is 127

### **Treasurer’s Report – Connie Lutz**

The Board welcomed Connie to her first meeting! All budget and expense information has been transferred from Joyce’s EXCEL spreadsheet to Quick Books.

Connie provided an overview of our financials.

### **Program Report – Veronica Church**

Veronica has solidified plans for the July program; more details will be in the next Newsletter.

### **Old Business – All**

- ◆ **501c7:** Sue Whitney provided us with a summary document which outlines the required guidelines around charitable donations. For this year, Guild membership will be solicited for their ideas on which groups they would be most interested in contributing to – we will ask for input by the September Guild meeting date and then vote at the November business meeting.
- ◆ **Quilt Labels:** Veronica has gotten the fabric for these and will store the labels until needed.
- ◆ **Storage:** We agreed that all future discussions [with Dan] on the storage issue at Trinity Church will be managed by Veronica.

### **New Business – All**

- ◆ **Quilt Donations Sought:** The Hopes & Dreams organization is looking for quilt donations (lap, throw size) for ALS patients. Jackie will include this request in the next Newsletter.
- ◆ **Quilt Show Volunteers:** We have selected April 16-18, 2020 for our next Quilt Show. Mary will begin soliciting volunteers for the lead role in running this event.
- ◆ **Christmas Luncheon:** Mary informed us that we need to solidify plans for our upcoming holiday luncheon. We all agreed that Westlake Country Club might be a nice location to consider. Mary will reach out to the Hospitality Committee and suggest they explore this option.

**Next Board Meeting:** Monday, July 8th. 10a.m. at Windtree Clubhouse

Meeting was adjourned by Mary Hamlin at 9:55 a.m.

Minutes taken by Beverly Seaver, Secretary, 5/14/2019



## Hey, Guild Members! What a Deal!



As a paid-up member of our Guild you may place an ad. for your quilt/craft related items for sale in our monthly Newsletter at **NO CHARGE**

That's right it's



Just send details in a WORD document to [hodgson.jackie@gmail.com](mailto:hodgson.jackie@gmail.com) before the 10th of the month & include a picture if you wish. Don't forget to include your contact information.

### PLEASE NOTE

Your ad. will appear in the Newsletter for **3 months only** unless you email me with a request to renew for a further 3 months. Thank you for understanding.

## Cutting/Work Table for Sale (Ad Placed 4/19)



This is a custom-made, sturdy cutting/work table. The measurements are 60" L X 36" W X 30"H. It comes with the cutting board and the risers. So you can choose the height you want. The table is in excellent condition.

Original cost \$900. Asking Price is **\$299**

**PRICE REDUCTION**

Please text [Bette Gove](mailto:Bette Gove) at **540-875-7123**

If you call leave a message, and I will get back to you. I do not answer unknown numbers.

### Baby lock Sewing and Embroidery Machine.

Machine is user friendly; if you live close I will give a few instructions. & there are lots of U tube videos online.

Includes Instruction and Workbook, Touch Pen, knee Lift. Embroidery card slot, USB media direct connect, Hard case cover with opening for parts, hard case for Embroidery unit and 4 Hoops ; size 7x12, 5x7, 4x4, 1x2 I.

Stitch max. Width 7.5 stitch max length 4mm, Jet-air threading, and thread cutter, Auto Pause this is great for quilting and hand embroidery.

416 embroidery designs built in. 336 Exclusive including 32 Nancy Zieman. large Alphabet, 1 large alphabet script, 413 Deco, stitches, twin needle, 15 Auto sized Buttonholes, 4 Eyelets & Basting Stitch.

**On Sale for \$2,000**

Contact:- Linda Brown (540)484-3558

[linda5345@jetbroadband.com](mailto:linda5345@jetbroadband.com).

Ad. renewed 4/19



### FOR SALE Elna Excellence 730 PRO (Ad. Placed 1/19 PLEASE RENEW)

This is a new machine used only about 8 hrs. with many built-in embroidery stitches



**On Sale for \$2,000**

\*Wide sewing space for quilting. \*170 stitches. \*10 buttonholes. \*9mm stitch width. \*Auto thread cutter. \*Up or down needle position. \*knee lifter.

Contact:- Linda Brown (540) 484-3558

[linda5345@jetbroadband.com](mailto:linda5345@jetbroadband.com)



## For Sale \$150

Ad placed 3/19 PLEASE RENEW

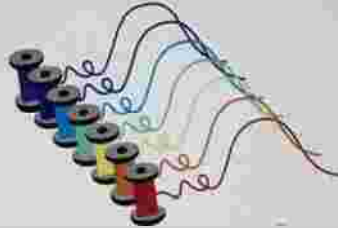


Floor lamp from Dazor lighting with magnifying glass. Current LED models sell for \$500-700. Mine is fluorescent, not LED. **Call Kay at 721-6446** (You can come see it if necessary).



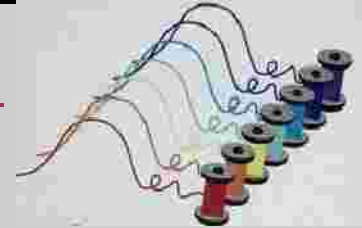
## ATTENTION MEMBERS!! - Do you have a Business?

Did you know? The Guild only charges you \$5/year to advertise your quilting/crafting related business in our monthly newsletter.



# CS ThreadZ LLC

Open Mon- Thurs 9.30- 5 00  
& Sat 10- 3



Cecily- Sue Roth, 12925 Booker T. Washington Hwy, #104b, Hardy, VA 24101  
(540) 565- 0288 [cstthreadzllc@hotmail.com](mailto:cstthreadzllc@hotmail.com) [www.cstthreadz.com](http://www.cstthreadz.com)

### ATTENTION QUILT GUILD MEMBERS

Come to the store after the Meeting each month to receive our *Guild Members Offer of the month.*

Different discount item will be offered each month.

- Fabrics
- Batting
- Stabilizers
- Notions
- Wide variety of Threads
- Books & Patterns



- Machine Embroidered Quilt Labels
- Custom Embroidery
- Custom Quilting
- Quilts
- Long Arm Rental
- All kinds of fun classes

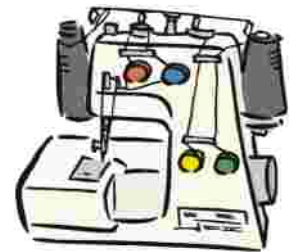


### Look out for these great upcoming classes

June 9th. Beginner Paper Piecing

July 6th. Serger Class

Call the Store for details



Check out this exciting new business ... M O R E to come

Blue Ridge Wool Works LLC

Cecily-Sue Roth

12925 Booker T Washington Hwy #104b

Hardy VA 24101

(540) 565-0288

[blueridgewoolworks@hotmail.com](mailto:blueridgewoolworks@hotmail.com)

[www.blueridgewoolworks.com](http://www.blueridgewoolworks.com)



# Boone's Country Store

2699 Jubal Early Hwy. Burnt Chimney, VA 24065 (540) 721-2478 FAX (540) 721-4831 Open Tuesday thru Saturday 9:30 – 5:30

Thank you for a great fabric sale. We still have lots to choose from, so stop by and see us today. New stock arriving all the time.

Check out our New Class Schedule for 2019

We stock high quality cotton & polyester quilt batting

Visit our Bakery section for....

Strawberry Pies.  
Chocolate, Lemon &  
Coconut Cream Pies.



Flour Dough & Oatmeal Bread

## Bernina Elna Janome



Your complete store for top quality machines, classes, notions & service

Layaway & No interest financing available

**Alpine Sewing Machine Co.**  
3629 Brambleton Avenue, Roanoke, VA 24018 540-989-4412

Cathy Fandel 1164 Dry Hill Road  
Ferrum VA 24088 (540) 365-7430

**b l u e**  
**R I D G E**  
**Q U I L T I N G**

Custom machine quilting

[cathy@blueridgequilting.com](mailto:cathy@blueridgequilting.com)

## LakeWorks

Custom window & bed treatments,  
cushions, slipcovers, awnings



- \*Window treatment & bed covering design. \*Unique embellishments.
- \*Certified in Advanced Window Treatments, \*Upholstered Cornices,
- \*Ottomans, \*Headboards & \*Slipcovers.

Dawn Saunders [lakeworks.sml@gmail.com](mailto:lakeworks.sml@gmail.com) (540) 266-4482