

Lake Quilters' Tidings



President, Sharon Pafford
Volume 15, Issue 2

FEBRUARY 2006

Editor, Marnie Brush

Ripples From Our President

By Sharon Pafford



We will celebrate our 16th Birthday at our February meeting and make Charity bears and quilts. Our meeting starts at 9:00 am and ends around 2:00 pm. There will not be a business meeting as such but there will be several activities going on throughout the day. The Beginner's Bee will meet as well as the Quilt in a Year group. Don't forget to bring your sewing machine, sewing supplies, fabric, batting and lunch. We'll provide the Birthday cake.



Look for the article about our new **Website** that is up and running. Special thanks to Bonnie Bull, our Webmaster, for creating this wonderful site in such a short time. It includes pictures of our Show N Tell, our library list, and also our Quilt Show registration forms, so check it regularly because you might see your picture.

"FOR THE LOVE OF QUILTING", our 2006 Quilt Show, is scheduled for March 24 & 25. Registration forms are due March 1, so bring them with you to the February meeting. Remember, this is not a judged show but this year there will be a prize for the Viewer's Choice. Our raffle quilt drawing will be held on Saturday, March 25 so you still have time to sell more tickets.


We want everyone to be eligible for the **Featured Quilter of the Month** and to do this you need to fill out a form agreeing to write a short bio that includes how you got into quilting and to share your quilted items in a display at our meeting. Each month we will draw a name from the box for the next month (you must be present at this drawing). Look for Margaret Harman, our February Quilter, and her quilting display. Jean Hensley will have her camera ready to provide the picture for the newsletter.

For those who are able to watch Simply Quilts with Alex Anderson, a request has come from Ami Simms to help keep Alex on the air by writing to Simply Quilts-HGTV, Viewer Services, 9721 Sherrill Blvd., Knoxville, TN 37932 with a note that says "I watch Simply Quilts. I want you to know and I want Alex to know. Keep her on the air. Please send her this piece of fabric from me". Include a 3" square of fabric with your name, city and state. It is true there will not be any more new episodes of Simply Quilts unless we can change their minds with our interest. HGTV has already decreased their viewing of the show to only one time a day. Don't wait to write. Do it now.

INSIDE THIS ISSUE

Beginner Bee Info	5
Block of the Month	5
Book Review	3
Buzzings from Bees	8
Charity Projects	7
Guild Challenge	6
LQG Website	4
Membership (insert)	5
Officers for 2006	4
Programs	2
Quilt Show News	4
Quilter of the Month	5
Treasurer's Report	4
Workshop Guidelines	2

Please remember to support our advertisers.



HAPPY ST. PATRICK'S DAY

NEXT MEETING

March 28
Trinity Ecumenical Parish
QIY 12 noon
Guild Meeting 1 P.M.
Board Meeting Mar 3
10 a.m. at Moneta Library

Program Information by Dottie Wilson

Monthly Doings

February

February is our "Founders' Day" celebration so be sure to join us in saying thank you to the ladies who saw a need and started our Guild. I hope you have been cutting and sewing up teddy bear pieces and/or cutting out squares for our charity quilts. If not, we'll have plenty to work with at the meeting on February 28th. Be sure to look for the article by Irene and Tina on what's happening that day. Remember, we'll work from 9 AM to 3 PM with a lunch break (bring a brown bag). The Quilt for the Year Group and our new Beginners Bee will meet over the lunch break.

March

March brings Karen Carter and our introduction to working with the beautiful variety of threads being made today. There are still a couple of spots left for the workshop. I'll have the supply list at the February meeting for anyone who did not pick it up in January.

April

April's program is pending.

May

Mary Stewart Link will introduce us to the art of "postcards" in May. Betty Dietz of Dreamworks will talk about "The Creative Woman" and present a workshop on non-traditional curved piecing.

See you all for Charity Quilt Day.

LQG Bus Trip

Several guild members have shown interest in a bus trip to Mary Jo's Fabric Store in Gastonia, NC. For those who have never been there, Mary Jo's sells all kinds of fabric sewing supplies at discount prices. They have a very large quilting department. The trip would also include a stop at a thread outlet nearby. The price of the trip would depend on the number of individuals who sign up. If we get 30 people, the price would be about \$45. The more we have going, the cheaper the price. If the bus is filled with 55 participants, it would cost about \$24. So please think about the trip. It will be a fun filled day of shopping!! At the February meeting I will pass around a paper so that those who are interested can add their names. This will give us an idea of how many would like to go. The trip possibly would be in the early fall.

Guidelines for Workshops

Workshops are special opportunities for a small group of people (usually only 20) to have instruction from a guest teacher. Please follow these guidelines when signing up for a workshop.

- Sign-up will begin at 12:30 at the guild meeting in the month announced for the workshop sign-up.
- Only people who have signed-up AND paid can attend the workshop. You are not considered "signed-up" until you pay your money!
- If you are unable to attend the guild meeting at which the sign-up occurs, have a friend sign you up and pay your money. We will **NOT** be taking phone sign-ups before this time.....Please don't ask us to break this rule.
- Once the workshop is filled, a waiting list will be formed. If someone drops out of the class, the next person on the waiting list will be called. Please do not by-pass the waiting list by selling your spot to a friend. It is not fair to those who have been put on the waiting list.
- Once you are on the list, and find you will be unable to attend, you will not get a refund unless someone is found to take your place. Please call **Dottie Wilson** at **296.1497** as soon as you know you can't come and the next person on the waiting list will be called. If there is no one on the waiting list, you may then find your own replacement.

BOONES COUNTRY STORE

2699 Jubal Early Hwy., Burnt Chimney, VA 24065

(3 miles from Burnt Chimney on Rt. 116)

721-2478 Tues-Sat, 9:30-5:30

Friday night until 7:00 PM

Quiltmaking Classes 10 AM - 1 PM

Instructor, Joyce Moorman

MARCH - Winning Hand/Card Tricks, 3/2,9,and 16 (Thu)

Triple Irish Chain 3/4,11,and 18 (Sat)

Magic by the Slice Fan 3/7,14 (Tue)

APRIL - Quilt Sampler 4/1,8,15,22 (Sat)

Jacob's Fan 4/4,11,18 (Tue)

Beginning Quiltmaking 4/6,13,20,and 27 (Thurs)

We now carry Mettler sewing and quilting thread and a full line of DNC embroidery floss.

Have you had your cinnamon bun today? If not stop by and pick one up.

THE SEWING STUDIO, INC.

1310 South Memorial Blvd., Martinsville, VA 24223

Directions: Located on 220 South.

In Collinsville, take bypass 220B. Take 58 West (Stuart exit). At the end of the exit ramp, turn left back towards Martinsville for about 3 miles. Get in left lane; follow Martinsville signs to rotate back onto 220 North. Cross bridge at the dam; studio next stoplight on left at the Virginia Centre.

bfeeny@earthlink.net

(276) 632-5700 Brenda Feeny

New Fabrics and Books

Complete Line of Quilting Supplies and Classes

Block of the Month and Quilt Kits

Sign Up For Our Newsletter

All The Girls from
Between Friends down at
The General Store

Wishes everyone a blessed year.



213 Scruggs Road
Moneta, VA 24121
721-3009

OLD TRINITY SCHOOLHOUSE QUILT SHOP

3200 Trinity Road, Fincastle

1-81 to Exit 150B - 5.5 Miles North on US 220, Right at Trinity Rd.

1-540-992-1233

Broad Selection of Quilt Fabrics (including: Orientals, Hoffman Balis, Jinny Beyer)

Specialty: Reproduction Fabrics

(1780 - 1930)

Antique and New Quilts and Quilt Tops

Books, Notions, BOM, Kits

Volunteer Clean Up Schedule

February 28

Suzanne McLaughlin

Jean Hutson

Teena Livsey

Cindy Stachelski

Peggy White

Irene Capps

Book Review: by Tina Dietz

Raise the Roof

By Tonee White

(In fond memory of Joan Bjorkfelt, president of the Lake Quilters Guild 1999-2000)

Are you looking for a change? Have you been thinking about making a quilt that's slightly off the beaten path? Have you been considering making a picture quilt? Then Raise the Roof is the answer to what you've been looking for. Raise the Roof is a culmination of 10 years of designing and constructing quilts by Tonee White. In it she takes you to the countryside alongside "Old Homesteads" (old log cabins), to the shore with "Beacons of Light" (light houses), and out to the farm with "Barn Raising", along with three other equally backroad "getaway" projects.

White's projects combine traditional piecing and appliqué techniques. Included with the book is a packet containing full-sized patterns for each of the projects, and the book itself provides comprehensive instructions. All of the quilts in White's book are endearing, but I have to say my favorite is "Tattersall Lane" (page 58). It is a warm and inviting, folk-art style house which makes you feel like walking up to the front porch, knocking on the door, and hoping those inside will invite you in for coffee and cookies. Luckily, it is also the one project in the book I would consider the easiest for beginners to attempt before moving on to the other projects.

So...looking for something a little different to do? Looking to get away from your quilting rut and the mayhem of making lots of traditional blocks to make a quilt? Then take a trip off the beaten path and look into Raise the Roof. (And when you get to the house at "Tattersall Lane", if they invite you in for cookies, tell them I sent you!)

FOR MEMBERS you know who need a bit of cheer, please contact our Sunshine Chair Madeline

Demchak at madal687@charter.net.



QUILT SHOW MARCH 24-25, 2006

HAPPY SPRING! Remember my July greeting to you? I told you it was coming and boy has it been in high gear. Just look at all we've done in LQG in the last eight months. And did you remember that I said we quilters would send March out like a lion? Well it looks like that might happen. This message is just a reminder for you to get in gear and :

- *turn in your registration forms for quilts and wearable art by **March 1, 2006** to Sandra Ferguson. You can find registration forms on our website if you don't have one.
- *turn in your raffle tickets to Linda Burke and sell some additional tickets if possible
- *tell all your friends about the great event that is coming soon
- *drop off your items by **Monday afternoon, March 20**, with you name, address, phone number **firmly** attached to it, at one of the following locations:

Velma Meador 540-334-1957

Sandra Ferguson 721-7723

Linda Quinn 540-576-5071

Margaret Harman 721-6675

Alice Vreeland 540-296-0632

Alpine Sewing Machine Co., 3609 Brambleton Ave., Roanoke, 540-989-4412

(Store hours 9-6 weekdays, 9-4 Saturday)

- *call Sandra Ferguson, Joyce Moorman or Joyce Noell and see if they need help with set up, clean up, etc. Call Marie Schoepke if you can be a white glover. She really needs people to volunteer. We will pass around the sign up sheets again at the February meeting.

NOTE: We have looked into insurance on the quilts in the show, and since the quilts are all owned by members, insurance is not available through our current policy. Individual homeowner's policies DO provide insurance for members. If something is particularly valuable, individuals should have special riders on their own insurance.

NOTE: Ladies! Don't forget about our Quilt Show's "Old Fashioned Quilting Bee". We need ladies to cut and piece. We also need hand quilters as well as machine quilters. Where else can you go for two days and do nothing but eat, talk and sew! We need 6 inch squares of your brightly colored scraps and crib size batting about 40" by 52". Now pull out those stash fabrics that you know you are never going to use and donate a yard for backing for our charity quilts. What better way to clean out your sewing room! Can't you just see a child's face light up when they receive one of these brightly colored quilts.

Please let Mary Johnson or Joyce Moorman know what you are donating so we can be sure we have enough supplies on hand to keep us busy for two days of eating, talking, sewing and quilting. Thanks for all your help in making our Quilt Show's first ever "Quilting Bee" a huge success. Now...**don't forget to bring your thimble!** See you at Guild on February 28 at 9 am and don't forget to bring **WHAT?** Money from raffle tickets, registration forms, and most importantly-yourself and your thimble—meanwhile—

HAPPY QUILTING-Sandra Ferguson and Joyce 2 (Moorman and Noell)

Lake Quilters Guild now has a Website!

It's URL is <http://www.lakequilters.org>. Most of you will be able to access it by simply typing "lakequilters.org" into your browser and clicking "Go". When you get there be sure to bookmark it. The links on the left side of the page will take you to all the main pages. Be sure to check out "Show and Tell" photos from the January meeting. If you need quilt registration forms you can print them from the "Quilt Show" page. Want to know what books are in the library? Look on the "Library" page. Remember...an underlined item in green is a link. If you are a chairperson, you may want to add or subtract from "your page" or you may want your email address listed on the page. Let me know by email.

Bonnie Bull -Webmaster@lakequilters.org

NOTICES

- ◆ Please take newsletter to a friend or neighbor who is absent today
- ◆ Trinity Ecumenical Parish requests No Smoking in its building or on the grounds
- ◆ Guild pins for sale through Mimi McDermet, Treasurer
- ◆ Submit newsletter copy by 10th of month to:

mbrush@charter.net



Treasurer's Report - by Mimi McDermet

Balance (12/31/05)	\$4320.32
January Income	\$2066.00
January Expenses	
January Newsletter	\$ 94.08
Sunshine	3.87
Programs	9.86
Membership	25.59
Hospitality (2005)	83.08
Quilt Show	56.14
Treasurer	1.02
F & P Magazine	60.00
Total Expenses	- 333.64
Balance (1/31/06)	\$6052.68

2006 Officers

President

Sharon Pafford
721.2830
spafford@charter.net

VPs Programs

Dottie Wilson
296-1497
ddwdhw@earthlink.net

Bette Stubbs

721.4858
smlake@charter.net

VP Membership

Jan Hagen
721.2655
janhagen@charter.net

Secretary

Linda Burke
721.7376
pjsun4@aol.com

Treasurer

Mimi McDermet
297.3604
mtmcd38@earthlink.net

ATTENTION ALL BLOCK LOTTO WINNERS!!

If you won blocks in the Block Lotto in 2005 AND you finished a quilt using these blocks, or if you made a quilt on your own from the blocks, you are eligible for the Grand Prize.

The deadline for completed quilts is the quilt show in March. Let's have a good showing of the quilts you have made.

Please see me at the meeting or send me an email if you finished your quilt so I can be sure I have your name for the drawing. The drawing will be at the March guild meeting.

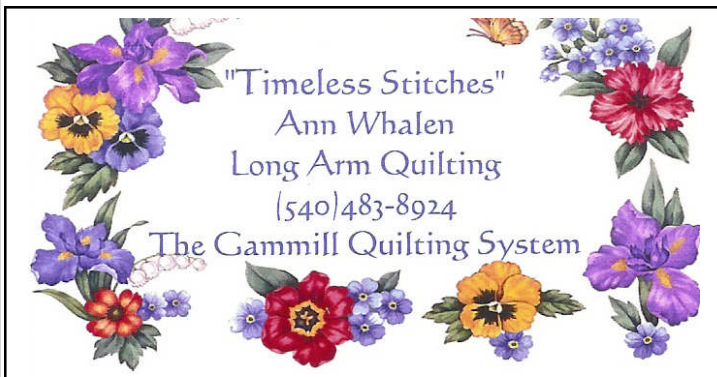
Marcia Wright, 427-9312 or wbobmarciaw@aol.com

Beginner Bee Forming

(Could it be called the Newbee??)

Through your membership form survey questions and general conversation, we read and heard that some of you would like a **beginner basics** bee with a mentor. At the request of Sharon Pafford, Marcia Wright and I began to develop a series of sessions to address some basic skills. Starting with the February Guild meeting, we will meet at 11 am for about ninety minutes. If all goes well we will meet each month on Guild day at 11 am. Here is a small sampling of what we will attempt to cover. Session one will address fabric selection, quilter's tools, cutting accurately and hand quilting. We will all practice cutting with a rotary cutter. The homework will be to cut accurate strips for a log cabin block. In March, we will discuss and demonstrate the infamous 1/4" seam allowance. Other items under discussion will be such things as stitch length, strip piecing, chain sewing, pinning, pressing and much more. Homework will be to accurately sew the log cabin block. By the end of six months, we hope to complete four blocks into a wall hanging or table runner size, complete with sashing, borders and quilting (hand or machine). We will be using Alex Anderson's book Start Quilting, which I will be happy to order for anyone who would like a copy. Mary Johnson and Linda Pote have offered to assist us with this program so there will be plenty of "personal" attention available. If this sounds good to you or if you have questions, call or email Marcia or me or nab us at the February meeting. Bring your rotary cutter, mat, ruler and some scrap fabric.

Kate Holdgreve, 540-890-2027 or katedanhold@aol.com



Featured Quilter of the Month

I grew up and lived in Floyd County and attended Check High School. The first time I saw quilting was when my mother would go to the church and help others quilt for neighbors. Mama started making quilts for our home. I watched her.



Margaret Harman

I took Home Economics in school, so I learned to make my own clothes. I worked for a few years, met my husband and got married. I decided to go to beauty school and had a beauty shop in my home for about 18-20 years. Many women would bring their quilt pieces and work on them while drying their hair. One day a woman was making a quilt that caught my eye that was called The Cathedral Window. I asked her for the pattern. I went home, found some material, cut the pattern and made one square. I decided I would not make this quilt as it was too hard and would take too long. But I couldn't get it out of my mind. So, the next time I was in the material shop I bought enough fabric to make the quilt. That was my first quilt.

We moved to Salem and my family did not want me to move the beauty shop. I went to work for Krogers and worked for 23 years. I was still interested in quilting. Carolyn, my middle daughter, wanted a Double Wedding Ring Quilt. She bought the material and asked me to make it. I did not cut it right and when I started putting it together, it did not work. I had to remake some pieces. Then we moved to the lake and I joined the Quilt guild and went to a Bee. I have learned a lot through the guild and bee. I made a quilt for two more of my daughters and still have two more daughters that I need to make a quilt for. Sure hope I get better by then. I have made a total of 8 large quilts and 4 baby or twin quilts for my grandchildren. My husband has claimed the quilt I put in the Ferrum Quilt Show. I found the pattern, Fire Works, in the *Quilters Newsletter Magazine*. It was quilted by Ann Whalen.

Quilting is my passion. Through the Quilt Guild I have been able to improve my love for quilting and have made so many wonderful lifelong Friends.

Margaret Harman

2006 LQG QUILT CHALLENGE

2006 Challenge...There's a song on my quilt.

We want LOTS of people taking on this challenge. It will get your creative juices going. If you don't think you have creative juices, you're wrong. You just haven't unleashed them yet. Once you get going, the ideas will come pouring out so fast, you won't be able to stop them.

All you have to do is listen to a song, any song, and then make a quilt that illustrates the title of that song. It can be any interpretation that you want. It does not have to follow the lyrics of the song. It can be literal, humorous, or a play on words. Have fun with it.

You can use any form of quilt making that you want, piecing, appliqué, redwork, wool...anything. The size of the quilt needs to be at least 1/4 yard to a max of queen size. This challenge is due in December and you may not show the quilt before that. Any quilts shown before December will not be eligible for prizes! Yes! Prizes! We will award prizes to the best representation of a song title along with the funniest representation as voted by viewers. We will also have a contest to see who can match up the most quilts with their song titles. I will be collecting the song titles (and hopefully the artists' names too) in October and November so I can compile the list for the December meeting.

Now, get going. Don't wait to do this. All the songs you hear will haunt you until this challenge is done!

Any questions? Call Cindy Stachelski at 721-2588 or email cstachelski@charter.net.

MEMBERSHIP NEWS

By Jan Hagen

Membership renewals are due Jan. 1. Anyone joining after March 1 will not be listed in the 2006 Directory. Be sure that you fill out a membership renewal form-especially if you have changes or corrections from last year.

Check the front desk if you don't have a name tag. We have also reinstated the sign in sheet. Please check in each month.

Six new members joined us at our January meeting. Please personally welcome **Melynda Cash, Catherine Fandel, Joyce Lortscher, Victoria Hughes, Joanna Renkowski, and Pat Mohler** into our organization.

LQG MISSION STATEMENT

Dedicated to the art and joy of quilting, exchange of ideas, making items for charity and appreciating each other's work. Monthly newsletter, workshops, demonstrations, and guest speakers enhance our craftsmanship and knowledge.

Please Turn Off Cell Phones During Programs

If you have a sewing, quilting or embroidery item for sale, call Marnie Brush at 540.721.4390 or email at mbrush@charter.net. Include all pertinent information regarding the item(s) as well as condition, price, your name and a contact phone and email. Your ad will be placed (space available) in the newsletter.

WEATHER CANCELLATION notice of guild meetings can be found on Roanoke's NBC TV station WSLs Channel 10. (Don't laugh; remember hurricane season?) Or visit the WSLs website and click on "weather closings." Dottie Wilson is the contact for cancellations 296.1497 should you have questions.



Cathy Fandel
 1164 Dry Hill Road
 Ferrum, VA 24088
 (540) 365-7430

TRINITY CHURCH requires all groups to clean up any portion of the church used, including the restrooms. Please do your share at the end of each meeting ...rack your chair. Look around and help clean our space, such as by removing trash from the building.

C

434-385-4134

Monday – Saturday 10am – 5pm

reative

Stitches

3622 Old Forest Rd.

Nothing Sews Like A Bernina. Nothing.

BERNINA®

BUY 1 GET ONE FREE

Any size Schmetz Sewing machine needles

EXPIRES 12-31-04

Sewing Machine Tune-Up

1/2 price special

bring this coupon for a 30pt checkup in sewing machines. Reg 49-

\$24.50

Expires 12/31/04

- Authorized PFAFF & Bernina Sales & Service
- Unlimited one on one classes with every machine purchase
- Huge selection of Embroidery supplies
- 10% Discount everyday to sewing & quilt guild members
- Threads from Mettler, Madeira, YLI & Isacord
- Koala sewing furniture 20% OFF everyday
- Thousands of Embroidery designs in Stock from Dakota Collectibles, OESD, Cactus Punch

CHARITY PROJECTS

By Teena Livsey

February is LOG Charity Month.

I hope that you are looking forward to sewing for charity as much as we are. It's a great feeling to be doing something special for someone...a child needing someone or something to hug...a critical-care patient needing something to soothe their pain. That's why all of our work is so important. There is very little you or I can do for someone sometimes, but making bears and quilts is something we can do. And our supply of bears and quilts is depleted after the Christmas holidays. In January our last bears were distributed as follows:

4 bears to Lynchburg CASA

11 bears to Franklin County Social Services

Please come and sew...and have a good time too. Thanks to Geri Grindle, we'll have lots and lots of stuffing for our bears. So, if you've taken a new bear pattern or would prefer to use our old bear pattern (that's okay too!) please cut out a few at home. You can sew a couple so they are ready for stuffing right away...and then sew the rest when you get to Trinity.

And if you have an idea for a quick quilt, please bring the materials to make it and work on it during the charity quilt-in...so we can all see if it's something we'd like to try ourselves the next time. We'll also have a couple of panels with batting and backing that will be in need of some machine quilting if anyone is interested!

We need you to bring:

- sewing machines and sewing supplies
- fabrics for bears and quilts (some have been donated)
- bears sewn and ready to stuff!!!
- knitting needles or implements for stuffing bears
- good scissors for clipping around edges of new bears
- thread to match your fabric for topstitching bears
- your lunch and a beverage

It'll be fun to see what everyone is working on! Thanks in advance for all your efforts. It should put a smile on your face to know you'll be spreading some joy when someone hugs a bear you made or is kept warm by a quilt you've made!!

E-mail Issue of The Lake Tidings Available Now!!!!

To date, over 60 members have signed up for the newsletter by e-mail. You receive your issue prior to the meeting, in color, and print it out right in your own home. If you would like to receive your newsletter by e-mail, please send an e-mail to: **mbrush@charter.net**

Please put LQG in the subject line so I don't delete it as spam. Once I receive your request, you will immediately be put on the list for e-mail.

Directions for downloading the newsletter by email:

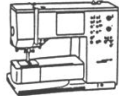
1. Be sure Acrobat Adobe is loaded on your computer. Click on Programs to see if it is installed on your computer. If it is not, go to www.adobe.com and download the FREE version.
2. When you receive your email, double click on the download (the file attached to the email) and it will download through Adobe (also called a .pdf file).
3. Once the document has finished downloading, hit the print button and you will have your newsletter.

If you have any questions or problems with the download, please either email me at **mbrush@charter.net** or call me at 721.4390. I will be happy to assist you.


Bernina elna Janome

Your complete store for top quality machines, classes, notions & service.
Family business since 1976.

Alpine Sewing Machine Co.



3609 Brambleton Ave.
Roanoke, VA 989-4412
alpinesewingmachine.com



The UPS Store

Get your pattern books

Spiral bound,

Covers laminated

And patterns copied!

Westlake Towne Center
540.721.1001



Buzzings from the Bees by Eloise Vass

TO BEE OR NOT TO BEE (*Harbor Village*) meets at member's homes, call **Alba Papa (297.8216)** for info &/or directions. Meets the **4th Thursday @ 10a.m.** Bring a sandwich. This bee will display at August Guild meeting.

THE BUZZIN BEES (*Boones Mill*) meet at **Velma Meador's** home (334.1957) **1st Thursday** of month **9 until ?** Bring works in progress or get help in quilting. Bring a sandwich. This Bee will display in March.

THE SHADY LADIES (*Moneta Area*) meet at **Margaret Harman's** home (721-6675) the **1st Monday** of the month, **9:30 until ?** This Bee will display in May.

THE HONEY BEES (*Back Creek Area*) meet at **Geri Grindle's** home (774.6860) **2nd Wednesday** of each month from **10 a.m. until ?**. Open to New Members! This Bee will display in April.

KEPT IN STITCHES (*Hillcrest Heights*) meets at **Alma Carter's** home **1st & 3rd Thursday, All day Bee**. Bring a bag lunch. For more info call Alma Carter (721-5671). Drinks will be furnished.

SOUTHSIDE BEES (*Union Hall area*) meet **second Thursday** of each month. From **10-2pm** Call **Sandy Randall (576.2082)** for meeting location information. Bring a dish to share. Hostess provides beverages. Bee is too large to accommodate additional members.

THE MATERIAL GIRLS— Meet the **first & third Tuesday** of the month, from **9:30 - 2:30**. This Bee is currently at capacity for membership due to the size of homes where meeting. Call **Karen Arends** at **721.5449** for information. Bring a bag lunch.

THE HAPPY HOOPERS— Members homes on the **third Tuesday** of the month at **10:00 a.m.** Sharing info on new technology for embroidery machines, i.e. how to download info, sites, how to incorporate embroidery into quilts by machine, or hand work, etc. Bringing your embroidery machine is optional. Open to new members. Contact **Lucy Ricardo 483.1039** or **Avis Withers 721.4261**.

STITCHES IN TIME - Appliqué bee, meets **2nd Tuesday** at **10 am**. Call **Kinza Pickelsimer (297.4824)** for meeting location information. Bring a sandwich. Open to new members. This Bee will display in October.

The Guild would like each Bee to exhibit some of their work one month during the next year. Call Beekeeper Eloise Vass (721.4007) to sign up for a month and to announce any changes for your Bee.