




Lake Quilters' Tidings



President, Sharon Pafford
Volume 15, Issue 1

JANUARY 2006


Editor, Marnie Brush

Ripples From Our President

By Sharon Pafford



Happy New Year! We are facing another new year of quilting with lots of exciting programs ahead. But first we need to thank those who helped make last year so successful. Neva Hart and Cindy Stachelski, our retiring officers, put in many hours of work and we want to express our appreciation. Stephanie Schaefer brought us into the 21st Century with our Newsletter by making it possible to receive it online. Melissa Hizy became an expert with our digital camera and provided us with a slide show at our Christmas meeting of our year's events and designed our new Guild Flyer. Kinza Pickelsimer and her Hospitality committee made our meetings more efficient with our organized set up and clean up crews each month, plus our Founders Day celebration and Christmas Party. A special thank you to the Southside Bee for our table favors. We thank the retiring Charity committee for all their efforts.



As we look ahead, we want to thank Bette Stubbs, who will be working with Dottie Wilson, for taking on the job of Vice President of Program for 2007. Jean Hensley has agreed to be our new Historian, Teena Livsey and Irene Capps will be heading our Charity committee, Linda Quinn has agreed to be our Hospitality Chairperson and Ann Whalen, Tina Fisher, Velma Meador, Susan Palmer and Alice Vreeland will be working with Marcia Wright for the Block of the Month. Special thanks to Marnie Brush for volunteering to be our Newsletter Editor. It takes so many people to keep our guild growing and make it so special and we thank them all including those chairpersons who will continue their jobs into 2006.

Our big event coming up soon is our 2006 Quilt Show scheduled for March 24 & 25. You have two months to get your items completed in time for our show. Remember, this is not a judged show but this year there will be a prize for the Viewer's Choice. Our raffle quilt drawing will be on Saturday, March 25 so you still have time to sell more tickets. Other Guilds the same size as our guild raise as much as \$10,000 during their show. Let's all do our part to support our committee that has worked so diligently over the year to make this **the greatest quilt show ever**.

Look for a new article in the newsletter entitled **Featured Quilter of the Month**. For January, Ginny Watson, our founder, will be featured with a bio and display at our January meeting. We want everyone to be eligible for the Quilter of the Month and to do this you will need to fill out a form agreeing to write a short bio that includes how you got into quilting and to share your quilted items in a display at our meeting. Each month we will draw a name from this box for the next Quilter of the Month. We have new and more experienced quilters that are so enthusiastic and are inspirations for the guild. So, look for the display for Quilter of the Month and sign up. Jean Hensley will have her camera ready to provide the picture for the newsletter.

Sometime between January 13 and February 25, please find time to visit the Piedmont Arts Center in Martinsville, VA to see our own Sandra Grey's exhibit entitled *A Work of Hew Own*. Sandra is a long time member of our guild and has taken up oil painting as well, so these combinations will make for a very enjoyable visit. This will also be an opportunity to visit The Sewing Studio, Inc., one of our newsletter sponsors.

Continued on Page 3

INSIDE THIS ISSUE

Block of the Month	5
Buzzings from Bees	8
Classifieds	6
Guild Challenge	6
Membership (insert)	5
Officers for 2006	4
Programs	2
Picture Gallery	7
Quilt Show News	4
Quilter of the Month	5
Treasurer's Report	4
Workshop Guidelines	2

Please remember to support our advertisers.



PLEASE TURN OFF CELL PHONES DURING PROGRAMS

NEXT MEETING

February 28
Trinity Ecumenical Parish
BOM 12 noon
Guild Meeting 1 P.M.
Board Meeting Feb 3
10 a.m. at Moneta Library

Program Information by Dottie Wilson

Monthly Doings

Are you ready? Ready for what? All the exciting things happening at the Lake Quilters' Guild. New Block of the Month inspirations, a brand new challenge, a super quilt show, programs that will pique your creative juices, some with workshops to experiment and try out new talents, a retreat to reinvigorate body, mind and spirit, and more things I don't even know about right now.

January

We'll start the year with our very own Alison Turner who will let us in on the similarities and differences between Canadian and American quilt guilds. She will also show us some of her beautiful designs and their implementation. An added attraction will be Patty Marshall with an update on the Virginia Consortium of Quilters, what they're about and their upcoming events.

February

Come ready to work your little fingers to the bone for our Charity Quilt-In. Beginning at 9 a.m. we will work on replenishing our supply of bears and quilts. We will also be celebrating our Guild birthday this month!

March

Karen Carter from Wilmington, North Carolina will be our workshop guest speaker. Her lecture title "**Fancy Thread Fear: Get Over It!**" says it all but I'll expand so you'll be even more intrigued. Every quilter has dreamed of using some of the beautiful, fancy threads we see in the quilt shops. Your confidence level will get a boost as Karen explains how each type of thread can be used successfully, the proper needles to use with each type and how to decide which thread to use for different projects. Those attending the workshop will get a chance to play. Students will work with a variety of fancy threads to make samples. These samples will use at least five different threads including Fat Threads, Big Threads, metallic threads, couching and bobbin work. The samples can be used later for a sampler quilt or as references in your working notebooks. Karen encourages everyone to bring some threads from your stash to experiment with during the workshop. We'll all learn new tricks to successful embellishment or straight stitches and also use some stitches on your machine that might surprise you. A machine is required for this class. Sign-up for the class will begin at the January meeting. Cost of the workshop will be \$15.00 per person. Also in March we will be showing our "stuff" to lots of interested people during our biannual quilt show March 24-25.

April

Another one of our own Guild members, Rose Marie Newcomb, will refresh some of us and teach others the art of machine quilting using your own sewing machine. Details will be provided in the next newsletter.

Guidelines for Workshops

Workshops are special opportunities for a small group of people (usually only 20) to have instruction from a guest teacher. Please follow these guidelines when signing up for a workshop.

- Sign-up will begin at 12:30 at the guild meeting in the month announced for the workshop sign-up.
- Only people who have signed-up AND paid can attend the workshop. You are not considered "signed-up" until you pay your money!
- If you are unable to attend the guild meeting at which the sign-up occurs, have a friend sign you up and pay your money. We will **NOT** be taking phone sign-ups before this time.....Please don't ask us to break this rule.
- Once the workshop is filled, a waiting list will be formed. If someone drops out of the class, the next person on the waiting list will be called. Please do not by-pass the waiting list by selling your spot to a friend. It is not fair to those who have been put on the waiting list.
- Once you are on the list, and find you will be unable to attend, you will not get a refund unless someone is found to take your place. Please call **Dottie Wilson** as soon as you know you can't come and the next person on the waiting list will be called. If there is no one on the waiting list, you may then find your own replacement.

BOONES COUNTRY STORE

2699 Jubal Early Hwy., Burnt Chimney, VA 24065

(3 miles from Burnt Chimney on Rt. 116)

721-2478 Tues-Sat, 9:30-5:30

Friday night until 7:00 PM

Quiltmaking Classes 10 AM - 1 PM

Instructor, Joyce Moorman

FEBRUARY - Lover's Knot, 2/7,14,and 21 (Tue)

Trip Around the World 2/9,16,and 23 (Thurs)

MARCH - Winning Hand/Card Tricks, 3/2,9,and 16 (Thu)

Triple Irish Chain 3/4,11,and 18 (Sat)

Magic by the Slice Fan 3/7,14 (Tue)

APRIL - Quilt Sampler 4/1,8,15,22 (Sat)

Jacob's Fan 4/4,11,18 (Tue)

Beginning Quiltmaking 4/6,13,20,and 27 (Thurs)

We now carry Mettler sewing and quilting thread and a full line of DNC embroidery floss.

THE SEWING STUDIO, INC.

1310 South Memorial Blvd., Martinsville, VA 24223

Directions: Located on 220 South.

In Collinsville, take bypass 220B. Take 58 West (Stuart exit). At the end of the exit ramp, turn left back towards Martinsville for about 3 miles. Get in left lane; follow Martinsville signs to rotate back onto 220 North. Cross bridge at the dam; studio next stoplight on left at the Virginia Centre.

bfeeny@earthlink.net

(276) 632-5700 Brenda Feeny

New Fabrics and Books

Complete Line of Quilting Supplies and Classes

Block of the Month and Quilt Kits

Sign Up For Our Newsletter

**All The Girls from
Between Friends down at
The General Store**

Wishes everyone a blessed year.



213 Scruggs Road
Moneta, VA 24121
721-3009

OLD TRINITY SCHOOLHOUSE QUILT SHOP

3200 Trinity Road, Fincastle

1-81 to Exit 150B - 5.5 Miles North on US 220, Right at Trinity Rd.

1-540-992-1233

Broad Selection of Quilt Fabrics (including:
Orientals, Hoffman Balis, Jinny Beyer)

Specialty: Reproduction Fabrics

(1780 - 1930)

Antique and New Quilts and Quilt Tops

Books, Notions, BOM, Kits

Ripples From Our President Continued from Page 1

We are looking at ways to encourage more participation in our Guild Challenge and Cindy Stachelski has agreed to undertake this project. We remember her enthusiasm with the half-square triangle challenge. Read more about the Challenge in this newsletter. We are hoping to have a new bee with an instructor. Many ideas are out there for us to look at and see what best suits our guild.

I look forward to being your President and I know this will be another outstanding year.

Thank You from Neva Hart

Dear Friends,

The lovely statuette I received from you has a special place in my heart and home. It was a very appropriate gift which I will cherish.

Thank you for allowing me to be your leader in 2005. I look forward to "reaching the stars" with all of you in our future.

Sincerely,

Neva

RAFFLE TICKETS

To date we have collected \$844 from tickets for the Quilt Show raffle quilt. In order to meet our goal of \$1500, we need everyone's help. Please keep working on selling (or paying for) your quilt raffle tickets and plan to turn in your money to Linda Burke at the Guild's January meeting. If you need additional tickets to sell, contact or see her at the meeting. Members have done a great job of selling tickets. Keep up the nice work and we will meet our goal!

MOUNTAIN PLAINS FABRICS

4505 Fancy Gap Hwy, Hillsville, VA 24343
5 miles S. of Hillsville on Hwy. 52 (276) 728-7517
Owners: Freddie and Hallie Currin
MON - SAT 9-5

QUILTING FABRIC/ SUPPLIES

**QUILT FRAMES
BUTTONS - LACE**

DRAPERY/UPHOLSTERY MATERIAL

MEMORY FOAM - PILLOW TOPS

FUN FUR & OTHER NOVELTY YARNS

KNITTING & CROCHET NOTIONS

www.mtnplainsfabrics.com

mtplafab@ntelos.net

FOR MEMBERS you know who need a bit of cheer, please contact our Sunshine Chair Madeline Demchak.



QUILT SHOW MARCH 24-25, 2006

The quilt show is only two months away, and we need to begin sign ups for the various parts of the show. Hopefully, everyone will find a niche to help out in some way. If we all pull together, it won't be hard on anyone, and we'll have a wonderful show.

There will be sign up sheets at the January and February meetings for set up and take down, white gloves during the show, help with putting up and taking down signs, and demonstrations. Melissa Hazy will have flyers that need to be put in business's windows both around the lake, and in surrounding areas. If you can take a couple, please see her. Marnie Brush is still looking for door prizes. They do not necessarily have to be quilt related. We plan to give door prizes out every hour at the show.

Joyce Moorman and Mary Johnson are planning an old fashioned quilt bee for our demonstrations, and will have a quilt frame set up so people can stop by and quilt a few stitches. There will also be ongoing demonstrations of various quilt techniques. If you can help with any of this, please talk to them. This should be a lot of fun.

If you feel you cannot stand and work as a white glover during the show, maybe you can sit at the entrance table and take money and sell raffle tickets. Make a note of this on the white glover sign up sheet.

Of course, first and foremost, we need your entries of quilts, wall hangings, and wearables. You will find entry forms on the entrance table. We need these sent to Sandra Ferguson by March 1. The blue forms are for quilts and the pink ones are for wearables.

So get working on those entries. We will need lots of quilts to make our show beautiful. The entries aren't judged, but there will be money prizes for Viewer's Choice in both categories. Please consider sharing one or more of your quilts with our community for the show. If you gave something as a gift for Christmas, consider borrowing it back for the show. Make sure your large items have a 4 inch sleeve on the back for hanging.

So, let's all work together for a great show.

Joyce (2) and Sandra

VOLUNTEERS NEEDED

The 2006 Quilt Show Committee will have promotional materials for distribution at the January meeting. Packets will be available. What we need is for people to put up flyers in their local stores, bring brochures to area quilt stores, etc. The entire area needs to be saturated with flyers and our success is dependant on everyone to participate! If you know you are going to the far reaches of Franklin County, for instance, please take flyers with you and put them up! Many hands make light work. Thanks so much

Melissa Hazy
 Quilt Show Publicity Chairperson

NOTICES

- ◆ Please take newsletter to a friend or neighbor who is absent today
- ◆ Trinity Ecumenical Parish requests No Smoking in its building or on the grounds
- ◆ Guild pins for sale through Mimi McDermet, Treasurer
- ◆ Submit newsletter copy by 10th of month to Marnie Brush



Treasurer's Report - by Mimi McDermet

Balance (12/31/04)		\$3707
	<u>Income</u>	<u>Expense</u>
Jan	537	95
Feb	920	586
Mar	1838	843
Apr	208	303
May	311	75
Jun	40	700
Jul	372	26
Aug	943	1653
Sep	1746	269
Oct	537	317
Nov	897	2558
Dec	20	331
TOTALS	\$ 8369	\$ 7756
Balance (12/31/05)		\$ 4320

2006 Officers

President
 Sharon Pafford

VPs Programs
 Dottie Wilson

Bette Stubbs

VP Membership
 Jan Hagen

Secretary
 Linda Burke

Treasurer
 Mimi McDermet

BLOCK OF THE MONTH-2006

A MYSTERY!

Please come to the BOM at 12 Noon before the regular Guild meeting when we will reveal the plans for 2006. Everyone is welcome. Bring your Christmas Geese block for the LOTTO drawing. Also, bring those quilts, tops and blocks made from the 2005 Block Lotto for "Show and Tell". See you there.

Marcia Wright

Bits and Pieces

You can still renew or subscribe to Fons & Porter's Love of Quilting Magazine for \$20. For every subscription sent in, the Guild receives \$10. This is a great money maker and a way that you can support your guild. Guild pins are also available for \$5 each. Just see Mimi at the entrance table to get your subscription or pin.

2006 LQG Challenge *Continued from Page 6*

- Winter Wonderland
- Candy Man
- Bridge Over Troubled Water
- Mary Had a Little Lamb
- 50 Ways to Hide Your Stash by Cathy Miller


Now, get your machine going, and remember...no showing the quilt before December!

Your Challenge Leader,
Cindy Stachelski



Featured Quilter of the Month

My Great Grandmother made two beautiful crazy quilts (I have one of them), my Grandmother crocheted and my Mother made clothes for my sister and me and lots of doll clothes. So I learned to sew by watching and by trial and error.



Ginny Watson

I attended the College of Wooster, in Ohio, and Ohio State University (Home Economic Child Development Department). Out of necessity I sewed some of my own clothes that year on my roommate's machine while sitting on the floor! Roy and I were married at the end of my sophomore year. I was a full time student, worked part time and tried to keep us from starving. I'd never learned to cook either! No machine, no time to sew anyhow.

We both graduated in Dec '51, first child, Bob, arrived in June of '52. we moved to Genoa, Ohio where I opened a pre-school and Roy worked at Stokely van Camp. During canning season he worked 24/7. I rented a sewing machine so I did sew. We moved to General Foods in Battle Creek, MI for 13 years where John, Tom and Jim were born. I sewed for the boys, myself, the house and doll clothes for my sister's three girls. I used a rented machine for the first eight years until Roy bought me my very own machine!

We moved to Mt. Kisco, NY where I joined the Northern Star Quilt Guild in Somers, NY and met Betty Hatfield! That's when I tried my hand at quilting. I taught basic quilting at a Stretch & Sew and Adult Education classes. I was also making and selling fabric crafts, my own line of sewing accessory patterns, small baskets, boxes and related quilting things at local and East Coast Quilt Shows. This evolved into going wholesale with my patterns, selling and teaching at Quilt Market and my passion for collecting antique sewing tools.

In 1989 we moved to beautiful Smith Mountain Lake and kept traveling to shows. In January of 1990, after consulting with Betty, I placed a 2" ad in the Smith Mt. Eagle regarding interest in a quilt guild. Twelve brave souls attended the first meeting and a guild was born.

I am overwhelmed by the growth, the superb leadership, great programs, great newsletter, beautiful quilts, service projects, shows and our very special place in the community!

2006 Lake Quilter's Guild Challenge

Let there be a song in your heart.....and on your quilt!

This year's challenge is going to make you put your thinking caps on and let your imagination soar. Music is a big part of all our lives, whether we notice it or not. We hear music all the time. It can cause us to feel happy, sad or scared. It can bring back a wonderful memory or be part of a new one. Let's put that on a quilt. Your challenge, which we certainly hope you will accept, is to take a song title, (any song, current or from long ago, holiday or children's, from Mitch Miller to the Beatles or even KISS!) and immortalize it in a quilt. The song title will then become the name of the quilt. The song title has to be "apparent" but does not have to be "obvious". That is, you may not recognize the song immediately when you view the quilt but once you know the name, you will say, "O, Yes. I see." And then again, it can be obvious too.

This will be so much fun that we thought we'd make a contest out of it too. The Challenge is due in December (not in November as in past years). You CAN NOT show your quilt before that time. We will then display all the quilts and hand out papers with the song titles on them to see who can figure out the most correct matches of quilts to titles. There will be winners with actual prizes!

If you haven't participated in the challenge before or even if you have, this is the year to do it! Taking part in guild activities is what makes the guild enjoyable. What a great time to do it! Show off your imagination! It will be fun!!

Here are some titles to get your mind going...

- I Want to Hold Your Hand
- Born Free
- Moon River

Continued on page 5

LQG MISSION STATEMENT

Dedicated to the art and joy of quilting, exchange of ideas, making items for charity and appreciating each other's work. Monthly newsletter, workshops, demonstrations, and guest speakers enhance our craftsmanship and knowledge.

Please Turn Off Cell Phones During Programs

If you have a sewing, quilting or embroidery item for sale, call Marnie Brush. Include all pertinent information regarding the item(s) as well as condition, price, your name and a contact phone and email. Your ad will be placed (space available) in the newsletter.

WEATHER CANCELLATION notice of guild meetings can be found on Roanoke's NBC TV station WSLs Channel 10. (Don't laugh; remember hurricane season?) Or visit the WSLs website and click on "weather closings." Dottie Wilson is the contact for cancellations should you have questions.



Cathy Fandel
 1164 Dry Hill Road
 Ferrum, VA 24088
 (540) 365-7430

TRINITY CHURCH requires all groups to clean up any portion of the church used, including the restrooms. Please do your share at the end of each meeting ...rack your chair. Look around and help clean our space, such as by removing trash from the building.

C

creative
Stitches
 3622 Old Forest Rd. **BERNINA**
Nothing Sews Like A Bernina. Nothing.

434-385-4134
 Monday – Saturday 10am – 5pm



BUY 1 GET ONE FREE

Any size Schmetz Sewing machine needles

Sewing Machine Tune-Up

1/2 price special

bring this coupon for a 30pt checkup in sewing machines. Reg 49-

\$24.50

- Authorized PFAFF & Bernina Sales & Service
- Unlimited one on one classes with every machine purchase
- Huge selection of Embroidery supplies
- 10% Discount everyday to sewing & quilt guild members
- Threads from Mettler, Madeira, YLI & Isacord
- Koala sewing furniture 20% OFF everyday
- Thousands of Embroidery designs in Stock from Dakota Collectibles, QESD, Cactus Punch

PICTURE GALLERY



Guild members enjoy the Annual Christmas Luncheon on Dec. 13.

The Foggy Four, members of The Harmeneers, entertain Guild members at the Christmas Luncheon.



LQG Past Presidents.



2005 LQG Officers and Chairpersons



2005 LQG President Neva Hart with her gift from the Guild.

AND THE WINNER IS...

Elaine Klos, one of LQG's long time members, won the drawing for the Star Guild's beautiful raffle quilt! Congratulations, Elaine!!!

E-mail Issue of The Lake Tidings Available Now!!!!

To date, over 50 members have signed up for the newsletter by e-mail. You receive your issue prior to the meeting, in color, and print it out right in your own home. If you would like to receive your newsletter by e-mail, please send an e-mail to Marnie Brush.

Please put LQG in the subject line so I don't delete it as spam. Once I receive your request, you will immediately be put on the list for e-mail.

Directions for downloading the newsletter by email:

1. Be sure Acrobat Adobe is loaded on your computer. Click on Programs to see if it is installed on your computer. If it is not, go to www.adobe.com and download the FREE version.
2. When you receive your email, double click on the download (the file attached to the email) and it will download through Adobe (also called a .pdf file).
3. Once the document has finished downloading, hit the print button and you will have your newsletter.

If you have any questions or problems with the download, please either email me or call me. I will be happy to assist you.

Bernina elna Janome

Your complete store for top quality machines, classes, notions & service.
Family business since 1976.

Alpine Sewing Co.



3609 Brambleton Ave.
Roanoke, VA 989-4412
alpinesewingmachine.com

The UPS Store

Get your pattern books
Spiral bound,
Covers laminated
And patterns copied!

Westlake Towne Center
540.721.1001



Buzzings from the Bees by Eloise Vass

TO BEE OR NOT TO BEE (*Harbor Village*) meets at member's homes, call **Alba Papa** for info &/or directions. Meets the **4th Thursday @ 10a.m.** Bring a sandwich. This bee will display at August Guild meeting.

THE BUZZIN BEES (*Boones Mill*) meet at **Velma Meador's** home **1st Thursday** of month **9 until ?** Bring works in progress or get help in quilting. Bring a sandwich. This Bee will display in March.

THE SHADY LADIES (*Moneta Area*) meet at **Margaret Harman's**, 115 Evening Shade Lane the **1st Monday** of the month, **9:30 until ?** This Bee will display in May.

THE HONEY BEES (*Back Creek Area*) meet at **Geri Grindle's** home **2nd Wednesday** of each month from **10 a.m. until ?**. Open to New Members! This Bee will display in April.

KEPT IN STITCHES (*Hillcrest Heights*) meets at **Alma Carter's** home **1st & 3rd Thursday, All day Bee**. Bring a bag lunch. For more info call Alma Carter. Drinks will be furnished.

SOUTHSIDE BEES (*Union Hall area*) meet **second Thursday** of each month. From **10-2pm** Call **Sandy Randall** for meeting location information. Bring a dish to share. Hostess provides beverages. Bee is too large to accommodate additional members.

THE MATERIAL GIRLS— Meet the **first & third Tuesday** of the month, from **9:30 - 2:30**. This Bee is currently at capacity for membership due to the size of homes where meeting. Call **Karen Arends** for information. Bring a bag lunch.

THE HAPPY HOOPERS— Members homes on the **third Tuesday** of the month at **10:00 a.m.** Sharing info on new technology for embroidery machines, i.e. how to download info, sites, how to incorporate embroidery into quilts by machine, or hand work, etc. Bringing your embroidery machine is optional. Open to new members. Contact **Lucy Ricardo** or **Avis Withers**.

STITCHES IN TIME - Appliqué bee, meets **2nd Tuesday at 10 am**. Call **Kinza Pickelsimer** for meeting location information. Bring a sandwich. Open to new members. This Bee will display in October.

The Guild would like each Bee to exhibit some of their work one month during the next year. Call Beekeeper Eloise Vass to sign up for a month and to announce any changes for your Bee.