


Lake Quilters' Tidings



President, Sharon Pafford
Volume 15, Issue 6

JUNE 2006

Editor, Marnie Brush

Ripples From Our President

By Sharon Pafford

INSIDE THIS ISSUE

Book Review	3
Bus Trip to Mary Jo's	6
Buzzings from Bees	8
Buzzings from Beekeeper	7
Guild Challenge	6
LQG Quilt Retreat (Insert)	5
Membership News	6
Officers for 2006	4
Programs	2
Quilt in a Year	5
Quilter of the Month	5
Sweatshirt Workshop	4
Treasurer's Report	4
Workshop Guidelines	2

Please remember to support our advertisers.



HAPPY 4TH OF JULY!!

It's so nice to see such activity buzzing around the guild. Cindy Clark is starting a new bee and she lives on the Bedford side of the lake. Cindy brings lots of quilting experience, as we saw from her display as Quilter of the Month in May. Give her a call at 297-0043. Joining in small group activities is where your friendships and quilting experiences grow.



One of our new agenda items, **door prizes**, became an instant hit. You must sign in at the door to receive a ticket. We will no longer take time to pass out door prize tickets during our meeting. If you are involved in the New Bee or the Quilt in a Year or a workshop, plan to sign in before the meeting to receive a ticket. It won't take long to remember this routine.

Quilters have their own special holiday, **National Quilting Day!** National Quilting Day gives us the opportunity to reflect with pride on the traditions of quiltmaking and the contributions quiltmakers have made to their families and communities for many generations.

NQA began sponsoring **National Quilting Day** with a resolution passed by members attending the 22nd Annual Show in Lincoln, Nebraska, in June 1991. The third Saturday in March is officially designated as **National Quilting Day**, but quilters are flexible and we love a celebration—especially when fabric is involved—so over the years, observance of **National Quilting Day** has unofficially been expanded to the whole month of March. We hosted **National Quilting Day** in March 2000. About 150 people attended from ten area guilds.

The organizational meeting for **National Quilting Day 2007 (NQD)** was attended by Joyce Moorman, Mimi McDermet, Sue Dixon, Sandra Ferguson, Marnie Brush, Alba Papa, Joyce Noell and Sandra Horan. The enthusiastic group volunteered as committee chairmen and we are well on our way to planning our NQD. We still need a secretary, so volunteer to join this group. Don't forget to bring your extra blocks for our raffle quilt that will be made into an "irregular block quilt" by Sandra Horan and Alba Papa. We will need all your help as we get closer to March 2007.

I just re-registered at www.martingale-pub.com to be eligible to receive 30 FREE books from Martingale & Company in celebration of their 30th anniversary. You have to register each month. **Don't forget that we do not meet in July but will meet August 1 for Christmas in August and again on August 22 for our regular monthly meeting.**

Sharon Pafford, President

NEXT MEETING

August 1

Trinity Ecumenical Parish

QIY 12 noon

Christmas in August

1:00 PM

Program Information by Dottie Wilson

Monthly Doings

After seeing Mary Stuart Link's wonderful display of postcards I know you have all tried to do one. Thanks to her for sharing the day with us.

This month we'll be treated to a program of discovery about ourselves called "The Creative Woman". Betty Dietz from Clifton, Virginia will be talking about how we think we can nurture our creativity and where to find it. She'll also give us some suggestions on how to overcome the obstacles we put in our way on our way to becoming creative. "Quilting on the Curve," Betty's workshop on making blocks for arcs, will begin at 9 A.M.

Supply List

Fabric (100%) cotton-pre-washed, dried and pressed
(4-12 fat quarters ranging in value from light to dark)

Freezer paper

Stapler

Machine sewing thread-neutral or to match fabrics

Pins

Glue stick or fabric glue

Paper scissors

Fabric scissors

Rotary cutter, mat and ruler(s)

Sewing machine in good working order

Quarter inch presser foot

Size 80/12 needles

Teflon coated presser foot (optional)

There will be no meeting in July but August brings us a double treat. The first Tuesday will be our Christmas in (July) August. I've contacted a number of you for participation as demonstrators. If I haven't called you and you'd like to be involved, please see me at the June meeting, email ddwdhw@earthlink.net, or phone 296-1497.

Paula C. Golden will be our guest the 22nd of August. Paula was selected "2001 Teacher of the Year" by Professional Quilter. She served on the staff of Jinny Beyer's Hilton Head Seminar in 1995 and hosted her own TV series on quilting for the Park Authority of Prince William County, Virginia. Her topic will be "**Body Smart**"

(Continued on page 4)

Guidelines for Workshops

Workshops are special opportunities for a small group of people (usually only 20) to have instruction from a guest teacher. Please follow these guidelines when signing up for a workshop.

- * Sign-up will begin at 12:30 at the guild meeting in the month announced for the workshop sign-up. Only people who have signed-up AND paid can attend the workshop. You are not considered "signed-up" until you pay your money!
- * If you are unable to attend the guild meeting at which the sign-up occurs, have a friend sign you up and pay your money. We will **NOT** be taking phone sign-ups before this time.....Please don't ask us to break this rule.
- * Once the workshop is filled, a waiting list will be formed. If someone drops out of the class, the next person on the waiting list will be called. Please do not by-pass the waiting list by selling your spot to a friend. It is not fair to those who have been put on the waiting list.
- * Once you are on the list, and find you will be unable to attend, you will not get a refund unless someone is found to take your place. Please call **Dottie Wilson** at **296.1497** as soon as you know you can't come and the next person on the waiting list will be called. If there is no one on the waiting list, you may then find your own replacement.

BOONES COUNTRY STORE**2699 Jubal Early Hwy., Burnt Chimney, VA 24065**

(3 miles from Burnt Chimney on Rt. 116)

(540) 721-2478 FAX: (540) 721-4831

Tues-Sat, 9:30-5:30 Friday until 7:00 PM

Stop in and browse through our new arrivals:**Double faced quilted prints****100 % cottons****Poly/cotton & polyester dress fabrics****Fat quarters****Quilt squares to embroider****New quilting pattern books****Grandma's spot remover****It's time for fresh peach and blackberry pies!!
Zucchini bread and banana bread also available.****THE SEWING STUDIO, INC.**

1310 South Memorial Blvd., Martinsville, VA 24223

Directions: Located on 220 South.

In Collinsville, take bypass 220B. Take 58 West (Stuart exit). At the end of the exit ramp, turn left back towards Martinsville for about 3 miles. Get in left lane; follow Martinsville signs to rotate back onto 220 North. Cross bridge at the dam; studio next stoplight on left at the Virginia Centre.

bfeeny@earthlink.net

(276) 632-5700 Brenda Feeny

New Fabrics and Books

Complete Line of Quilting Supplies and Classes

Block of the Month and Quilt Kits

Sign Up For Our Newsletter

The General Store

is proud to announce the arrival of:

New fabrics

213 Scruggs Rd., Moneta, VA

721-3009 Mon-Sat 9:30-5:30

New! Quilter's Flannel**Michael Miller****Kona Bay**

Come in and see our expanding line of fabrics!

OLD TRINITY SCHOOLHOUSE QUILT SHOP

3200 Trinity Road, Fincastle

1-81 to Exit 150B - 5.5 Miles North on US 220, Right at Trinity Rd.

1-540-992-1233**Broad Selection of Quilt Fabrics (including:****Oriental, Hoffman Balis, Jinny Beyer)****Specialty: Reproduction Fabrics****(1780 - 1930)****Antique and New Quilts and Quilt Tops****Books, Notions, BOM, Kits****Volunteer Clean Up Schedule****June 27**

Velma Meador

Ann Spangler

Pamela Skilton

Gloria Simon

Alice Vreeland

Helen Duffany

Additional volunteers are needed for set up and clean up for the August 1 (Christmas in August) meeting.

Please call Linda Quinn at 576-5071 or email

quinnll@charter.net if you can help.

Book Review: by Tina Dietz

Stash Envy (And Other Quilting Confessions And Adventures) (by Lisa Boyer)

CAUTION: DO NOT READ THIS BOOK if you are not in the mood to laugh out loud! Also, when reading this book you may want to choose a location where you can unselfconsciously do some knee slapping, side holding, head nodding, and smirk grinning/knowing eye-rolling. Chocolate lover and quilt maker/teacher Lisa Boyer, self-nominated and appointed "head representative of the Worldwide Dorky Homemade Quilt Association," knows her way around the quilting world and all of its nuances, which make it an interesting, quirky place to live. The just a tad bit frustrating moments of "Quilt, Interrupted," the turmoil of meeting quilt show deadlines, the missteps of learning to quilt or teaching quilting, the agony of second guessing fabric choices, the insecurity of being considered an "expert," and the off the wall perspectives of non-quilters, are just a few of the priceless, humorous adventures Boyer shares in her new book Stash Envy.

In That Dorky Homemade Look we were introduced to Boyer's husband, "thoughtful" spouse and collector of large, greasy, dripping motors-the rustier the better! In this latest saga, among other things, he interprets her quilts like they are Rorschach inkblots, and Boyer's "Snowflakes" quilt is instantly transformed into "Aliens Invade My Fruit Bowl" AND her son's favorite quilt simultaneously. Also making a reappearance is a heavy, noisy, oil oozing long-arm sewing machine, happily for us! New to this episode are her mishaps of meeting Alex Anderson and appearing on the Simply Quilts TV show, her quilting support group, her homely fat quarter ("Spot"), and a tour of Boyer's current homeland-an island in Hawaii. And once again Boyer, the renegade, rule questioning, rebel quilter, responds to the questions quilters most often ask her, such as "which sewing

(Continued on page 5)

FOR MEMBERS you know who need a bit of cheer, please contact our Sunshine Chair Madeline

Demchak at 334.3854 (madal687@charter.net).



Sweatshirt Jacket Workshop by Sandra Ferguson

We're planning to have a sweatshirt jacket workshop in October, taught by Sandra Ferguson and Joyce Noell. For those planning to take the workshop, we thought you might like to have a supplies list now so you could be looking for your supplies.

Sweatshirts are hard to find in the summer months. We suggest trying CheapesTees.com on line. They have a Jerzees 50/50 crewneck sweatshirt in 23 colors available for about \$8 plus shipping. Several people might like to go together and order, which will save shipping costs.

You will need a sweatshirt at least 2 sizes larger than what you'd normally wear. A size 12 person needs a man's large (42-44). A size 14-16 person needs a man's extra large (46-48). It should be washed in warm water and dried in the dryer before the workshop.

Other items you'll need are:

- *an assortment of coordinating fabric scraps
- *2-3 large pieces of fabric, coordinating with the scraps, 1/4 to 1/2 yard cut, full width
- *sewing machine with decorative stitches, assorted feet for embroidery, and 2-3 bobbins filled with the thread that matches your shirt
- *pins
- *scissors
- *sewing thread to match your shirt
- *embroidery threads to go with the fabric

During the summer, we will be showing examples of shirts with a number of options. You can even make a vest, if you'd prefer. The method is the same. We even have one that uses "cheater" quilt fabric (not pre-quilted). Another option uses grosgrain ribbon between strips of fabric on the shirt, and takes about 20-25 yards of ribbon. We've also found a source of bulk ribbon that is decent quality, available in 100 foot rolls from Pa-permart.com. Even with the shipping, it's cheaper than buying at a fabric store, and you'll have a lot left over to share or use for other projects. You need 5/8" wide ribbon.

We'll keep you posted on the workshop. Look for examples on display during the summer, and start collecting your supplies. The cost of the workshop is \$10. It will be October 24 from 9-12.

Program Information (Cont'd from page 2)

Quilting. Her morning workshop will be "A Day at the Beach" featuring one of her original paper foundation patterns.

In September Lois Griffith of Lynchburg, Virginia will be our guest. She'll fill us in on the designing of the quilt made for Thomas Jefferson's Poplar Forest. Her workshop, "One of a Kind Quilt Plans", will help us to design our own quilts.

October's program is to be determined but the workshop will be making sweatshirt jackets, taught by Sandra Ferguson and Joyce Noell. (See above article.)

November will bring us into the Christmas spirit with Rose-Marie Newcomb. She will lecture on machine quilting on your home machine and her workshop will show us how to make a table runner.

NOTICES

- ◆ Please take newsletter to a friend or neighbor who is absent today
- ◆ Trinity Ecumenical Parish requests No Smoking in its building or on the grounds
- ◆ Guild pins for sale through Mimi McDermet, Treasurer
- ◆ Submit newsletter copy by 10th of month to:

mbrush@charter.net



Treasurer's Report - by Mimi McDermet

Balance (4/30/06)	\$9580.13
May Income	256.25
May Expenses:	
Programs	50.00
Workshop	50.00
Newsletter	98.78
Library	37.18
Prize tickets	7.35
Total Expenses	243.31
Balance (5/31/06)	\$9593.07

2006 Officers

President
Sharon Pafford
721.2830
spafford@charter.net

VPs Programs
Dottie Wilson
296-1497
ddwdhw@earthlink.net

Bette Stubbs
721.4858
smlake@charter.net

VP Membership
Jan Hagen
721.2655
janishagen@charter.net

Secretary
Linda Burke
721.7376
pjsun4@aol.com

Treasurer
Mimi McDermet
297.3604
mtmcd38@earthlink.net

Quilt in a Year-Star Sampler

Block of the Month for 2006 has a new look! Everyone is welcome. Star patterns from mccallsquilting.com will be presented each month and by the end of the year you will have a finished quilt. Join in at any time. Choose your own colors. Meeting time is 12 Noon the day of the guild meeting.

The block for June is **Stepping Stones**. Contact any committee member if you have a question:

Marcia Wright wbobmarciaw@aol.com 427-9312

Alice Vreeland tailorladysml@aol.com 296-0632

Susan Palmer snobirdone@charter.net 721-5299

Ann Whalen whalensworld@aol.com 483-8924

Tina Fisher 334-1497

Stash Envy (cont'd from page 3)

machine should I buy," with catch you off guard, off the hip answers.

Boyer's poignant insights, warm-hearted confessions, vibrant wit, and colorful ideas which pop up and about like popcorn, truly make her the Erma Bombeck of quilters. Or, as a back of her book review puts it, Boyer is a "breath of fresh air...she brings you back to the pleasure of quilting!" If you have ever felt insecure about your quilting abilities, Boyer's book will be the therapy to infuse you with a new found confidence. I also highly (as in HIGHLY, HIGHLY) recommend this book if you are a beginning to experienced quilter, part-time quilter, a fussy quilter, a dorky homemade or folk-art quilter, a quilter wanna-be, if you know any quilters, if you like quilts, if you've ever admired a quilt...

....Just be prepared to laugh. And I'll bet Lisa would love it if while you are reading her book you also have some chocolate handy!

(You will find both of Lisa Boyer's books, Stash Envy and That Dorky Homemade Look, in our guild library under "Beginner." And, in case I didn't mention it, I HIGHLY recommend them!!!!)



Featured Quilter of the Month



Melissa Gray Hizy

I am originally from Cranford, New Jersey, and I have either painted, drawn or sewn since I was very young (or since I can remember). My mother did haute couture fashion at home and worked in my aunt's bridal shop in Elizabeth, so sewing is as natural to me as breathing. If I wanted a new dress, we went to the fabric store, bought fabric and picked out a pattern.

I attended commercial art school for 2 years, took fine art classes in college for 1 1/2 years and worked for a large advertising agency for 9 years and did freelance sign painting as well. The skills I learned as a sign painter and decorative artist are the ones I use to design quilts, wall hangings, and decorative objects. If anything stays still long enough, I'll (either) (usually) paint or sew it into something unique.

When my husband and I first moved to Virginia in 1993, I joined the Peaks and Pieces Quilt Guild in Bedford and started quilting. Although I have made very few full size quilts, I am always working on something and have made many projects as gifts through the years.

Recently, I have been beading, embroidering and embellishing with found objects. My wool crazy quilt began when a friend was pitching out hand spun and dyed yarn. My latest addiction has been quilted jackets from bought sweatshirts. I aspire to do more "artsy" things as well as to make a very traditional full sized quilt.

I love being a member of this guild. I find it very energizing to be around so many creative and accomplished women. I'm sure many of you can relate to my biggest problem: EVERYTHING I SEE, I WANT TO DO! Wish me luck, 'cause I have to live 'til I'm 100 to do everything I've planned.

2006 LQG Quilt Challenge

The summer time is a great time to listen to the radio on your deck or dock. All those songs will HAUNT YOU if you haven't been working on your challenge!! Get going and enjoy your summer!!

Any questions?? Email me at cstachelski@charter.net or call me at 721-2588.

Cindy Stachelski

MEMBERSHIP NEWS

By Jan Hagen

Please welcome **Terry McNichol**, to our guild. Terry's email address is terrymcn@localnet.com. Also, welcome back to the several renewals since March.

If you have not picked up your 2006 Membership Directory or your name tag, please do so. They are at the sign in table. Please remember to sign in at each meeting.

Changes to Membership Directory

Carol Althoff

birthdate 12/16- abalthoff@aol.com

Anne Perdue

birthdate 12/29- arperduern@msn.com

Liz Myatt

-birthdate 11/12- eeyoresparadise@aol.com

Shirley Mailer-deerpathcrew@aol.com

Sharon Cullen-sharonkcullen@gmail.com

Mary Stuart Link

stichinglink@cox.net

BUS TRIP TO MARY JO'S FABRICS

Lake Quilters Guild is planning a bus trip to Mary Jo's Fabric Store and the thread outlet in Gastonia, NC on Thursday, September 28. The bus will accommodate 54 people. The cost will be \$25. We hope to fill the bus with LQG members. There will be a sign-up sheet at the June 27th guild meeting. In order to reserve your seat we ask that you pay when you sign up. You will also be able to sign up at the "Christmas in August" meeting on August 1st, or you may send your reservations to Mimi McDermet. We plan to invite other guilds to join us, so sign up soon. We don't want you to miss the bus! We look forward to a fun day of shopping.

LQG MISSION STATEMENT

Dedicated to the art and joy of quilting, exchange of ideas, making items for charity and appreciating each other's work. Monthly newsletter, workshops, demonstrations, and guest speakers enhance our craftsmanship and knowledge.

Please Turn Off Cell Phones During Programs

If you have a sewing, quilting or embroidery item for sale, call Marnie Brush at 721.4390 or email at mbrush@charter.net. Include all pertinent information regarding the item(s) as well as condition, price, your name and a contact phone and email. Your ad will be placed (space available) in the newsletter.

WEATHER CANCELLATION notice of guild meetings can be found on Roanoke's NBC TV station WSLs Channel 10. (Don't laugh; remember hurricane season?) Or visit the WSLs website and click on "weather closings." Dottie Wilson is the contact for cancellations 296.1497 should you have questions.



Cathy Fandel
 1164 Dry Hill Road
 Ferrum, VA 24088
 (540) 365-7430

TRINITY CHURCH requires all groups to clean up any portion of the church used, including the restrooms. Please do your share at the end of each meeting ...rack your chair. Look around and help clean our space, such as by removing trash from the building.

creative Stitches 434-385-4134
 Monday - Saturday 10am - 5pm
 3622 Old Forest Rd. **Nothing Sews Like A Bernina. Nothing. BERNINA®**



BUY 1 GET ONE FREE
 Any size Schmetz Sewing machine needles

PFAFF

Sewing Machine Tune-Up 1/2 price special
 bring this coupon for a 30pt checkup in sewing machines.
 Reg 49- **\$24.50**

- Authorized PFAFF & Bernina Sales & Service
- Unlimited one on one classes with every machine purchase
- Huge selection of Embroidery supplies
- 10% Discount everyday to sewing & quilt guild members
- Threads from Mettler, Madeira, YLI & Isacord
- Koala sewing furniture 20% OFF everyday
- Thousands of Embroidery designs in Stock from Dakota Collectibles, OESD, Cactus Punch

BUZZINGS FROM THE BEEKEEPER

By Eloise Vass

The "Bee of the Month" for June is the Southside Bee. This bee has been very active making charity quilts. They have recently given a quilt to the Booker T. Washington National Park and also one to the Franklin County Library children's corner.

The Southside Bee is currently working on a "Sunny Lanes" charity quilt. They are presently meeting at Barbara Dill's home.

The bee is currently looking for more "worker bees" to help with the service projects they are interested in from the Penhook and Union Hall areas. (A great opportunity to learn from some very experienced and helpful, friendly quilters.)

Be sure to visit our website at <http://www.lakequilters.org>
Email additions or questions to bull@lakequilters.org

PHOTO GALLERY



Some of the colorful blocks made by the members of The Newbee.

Photos by Bonnie Bull



Mary Stuart Link with the participants of her workshop on Fabric Postcards last month.

E-mail Issue of The Lake Tidings Available

To date, over 100 members have signed up for the newsletter by e-mail. You receive your issue prior to the meeting, in color, and print it out right in your own home. If you would like to receive your newsletter by e-mail, please send an e-mail to: mbrush@charter.net

Please put LQG in the subject line so I don't delete it as spam. Once I receive your request, you will immediately be put on the list for e-mail.

Directions for downloading the newsletter by email:

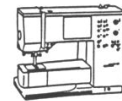
1. Be sure Acrobat Adobe is loaded on your computer. Click on Programs to see if it is installed on your computer. If it is not, go to www.adobe.com and download the FREE version.
2. When you receive your email, double click on the download (the file attached to the email) and it will download through Adobe (also called a .pdf file).
3. Once the document has finished downloading, hit the print button and you will have your newsletter.

If you have any questions or problems with the download, please either email me at mbrush@charter.net or call me at 721.4390. I will be happy to assist you.



Bernina elna Janome

Your complete store for top quality machines, classes, notions & service. Family business since 1976.

Alpine Sewing Machine Co.



3609 Brambleton Ave.
Roanoke, VA 989-4412
alpinesewingmachine.com



The UPS Store

Get your pattern books

Spiral bound,

Covers laminated

And patterns copied!

**Westlake Towne Center
540.721.1001**



Buzzings from the Bees by Eloise Vass

TO BEE OR NOT TO BEE (*Harbor Village*) meets at member's homes, call **Alba Papa (297.8216)** for info &/or directions. Meets the **4th Thursday @ 10a.m.** Bring a sandwich. This bee will display at August Guild meeting.

THE BUZZIN BEES (*Boones Mill*) meet at **Velma Meador's** home (334.1957) **1st Thursday** of month **9 until ?** Bring works in progress or get help in quilting. Bring a sandwich. This Bee will display in March.

THE SHADY LADIES (*Moneta Area*) meet at **Margaret Harman's**, (721.6675) the **1st Monday** of the month, **9:30 until ?** This Bee will display in May. **This Bee will break for the summer and resume on Sept. 11.**

THE NEWBEE meets at Trinity Ecumenical on the **fourth Tuesday** of each month at **11 a.m.** Open to New Members! Call **Kate Holdgreve (890.2027)** or email Katedanhold@aol.com for more info.

KEPT IN STITCHES (*Hillcrest Heights*) meets at **Alma Carter's** home **1st & 3rd Thursday (all day Bee)**. Bring a bag lunch. For more info call Alma Carter (721.5671). Drinks will be furnished. **This Bee will break for the summer and resume on Sept. 7.**

SOUTHSIDE BEES (*Union Hall area*) meet **second Thursday** of each month, from **10-2pm**. Bring a bag lunch. Call **Betty Hatfield (576.3696)** for meeting info. New "worker bee" members welcome.

THE MATERIAL GIRLS— Meet the **first & third Tuesday** of the month, from **9:30 - 2:30**. This Bee is currently at capacity for membership due to the size of homes where meeting. Call **Karen Arends** at **721.5449** for information. Bring a bag lunch.

THE HAPPY HOOPERS— Members homes on the **third Tuesday** of the month at **10:00 a.m.** Sharing info on new technology for embroidery machines, i.e. how to download info, sites, how to incorporate embroidery into quilts by machine, or hand work, etc. Bringing your embroidery machine is optional. Open to new members. Contact **Lucy Ricardo 483.1039** or **Avis Withers 721.4261**.

STITCHES IN TIME - Appliqué bee, meets **2nd Tuesday at 10 am**. Call **Kinza Pickelsimer (297.4824)** for meeting location information. Bring a sandwich. Open to new members. This Bee will display in October.

The Guild would like each Bee to exhibit some of their work one month during the next year. Call Beekeeper Eloise Vass (721.4007) to sign up for a month and to announce any changes for your Bee.