

Lake Quilters' Tidings



President, Sharon Pafford
Volume 15, Issue 8


AUGUST 2006

Editor, Marnie Brush

Ripples From Our President

By Sharon Pafford

Thanks to all the participants in the Christmas in August meeting on August 1. I think everyone found several good ideas for holiday gifts. Hope everyone all saw the Smith Mountain Eagle article on the Quilt Camp that Eloise Vass, Ruth Ann Assaid and Eileen Gore conducted for grandchildren and friends. It was such a successful endeavor that was enjoyed by everyone!



Congratulations to Marcia Wright, 1st Prize Winner in the AQS/Singer Nashville Bound Sweepstakes. Marcia invited Jean Hensley to accompany her, after asking her husband first. They depart on August 21 and arrive at the Quilt Exposition aboard the Mississippi Queen, operated by the Delta Queen Steamboat Company. They begin their "Quilting on the River" cruise in St. Louis, with a stop at Paducah, KY (to visit the Museum of the American Quilter's Society), and then on to Nashville for the quilt show on August 23-26. Check out the website at americanquilter.com and see Marcia's name. Be sure to ask Marcia about her trip the next time you see her. It does pay to enter sweepstakes!

At the last meeting of the National Quilt Day committee we decided not to have a Boutique Shop during this event. The Boutique at the Star Guild Quilt Show did not prove to be a success. Remember to mark your calendar for March 24, 2007.

The nominating committee still needs a Vice President for Programs. This person will be working with Bette Stubbs in 2007 and will be booking programs and workshops for 2008. Please give Linda Burke a call at 721-7376 and volunteer for this important job. A slate of officers for 2007 will be presented at the September meeting.


Many thanks to Kate Holdgreve and Marcia Wright and their helpers for conducting a very popular beginner quilting class, called the NEW BEE. I've heard so many nice remarks about the activities and learning experiences from this bee. Maybe we can talk them into doing another beginner class next year. Let me know if there is still a need for a beginner class.

Sharon Pafford, President

INSIDE THIS ISSUE

| | |
|-----------------------|---|
| Book Review | 3 |
| Bus Trip to Mary Jo's | 7 |
| Buzzings from Bees | 8 |
| Charity Projects | 5 |
| Guild Challenge | 6 |
| Mountain Comforts | 4 |
| Newbee News | 7 |
| Officers for 2006 | 4 |
| Programs | 2 |
| Quilt in a Year | 5 |
| Quilter of the Month | 5 |
| Silent Auction | 6 |
| Treasurer's Report | 4 |
| Workshop Guidelines | 2 |

Please remember to support our advertisers.



Drive Safely!
Kids are back in school.

NEXT MEETING

September 26
Trinity Ecumenical Parish
QIY-12 noon
Guild Meeting 1:00 PM

Board Meeting, Sept. 8
10 a.m. at Moneta Library

Program Information by Dottie Wilson

Monthly Doings

A big thank you to all the members who participated in Christmas in August. We all came away with ideas for new projects.

Paula C. Golden will present our program at the regular **August** meeting on the 22nd. She will be discussing the ergonomics of our work areas and giving us 10 ways to make them better.

Her workshop will introduce us to paper piecing techniques. There are still some spots left for anyone who did not get a chance to register before. Call **Dottie Wilson** at **296-1497** or email ddwdhw@earthlink.net.

Workshop-A Day at the Beach

August 22, 2006 9:00 to 12:00

Cost: members: \$20.00 non-members: \$30.00

Wiggle your toes in the sand and watch the sailboat off in the distance as you sew Paula's quick and easy original paper foundation pattern (6" x 9" or 9" x 12"). By the end of the day you will be reserving your vacation spot for next summer.

Supply List

Basic sewing kit

Sewing thread

Fabric:

Umbrella-scraps

Sand dune-large scraps of different values of browns

Sea-large scrap

Sky-1/2 yard (includes enough for backing)

Sailboats-scraps of brown for boat and fun colors for the sail

***Bring extra fabric to play with

Embellishments: Embroidery floss for sea grass, umbrella pole

Tiny seashells, beads

Sewing machine in good working order

Extension chord and multiple socket outlet

Iron and board

Spray starch

Guidelines for Workshops

Workshops are special opportunities for a small group of people (usually only 20) to have instruction from a guest teacher. Please follow these guidelines when signing up for a workshop.

- * Sign-up will begin at 12:30 at the guild meeting in the month announced for the workshop sign-up. Only people who have signed-up AND paid can attend the workshop. You are not considered "signed-up" until you pay your money!
- * If you are unable to attend the guild meeting at which the sign-up occurs, have a friend sign you up and pay your money. We will **NOT** be taking phone sign-ups before this time.....Please don't ask us to break this rule.
- * Once the workshop is filled, a waiting list will be formed. If someone drops out of the class, the next person on the waiting list will be called. Please do not by-pass the waiting list by selling your spot to a friend. It is not fair to those who have been put on the waiting list.
- * Once you are on the list, and find you will be unable to attend, you will not get a refund unless someone is found to take your place. Please call **Dottie Wilson** at **296.1497** as soon as you know you can't come and the next person on the waiting list will be called. If there is no one on the waiting list, you may then find your own replacement.

BOONES COUNTRY STORE

2699 Jubal Early Hwy., Burnt Chimney, VA 24065

(3 miles from Burnt Chimney on Rt. 116)

(540) 721-2478 FAX: (540) 721-4831

Tues-Sat, 9:30-5:30 Friday until 7:00 PM

**2007 Planners and Calendars are here!
Box cards for all occasions.**

**Sign up now for fall quilting classes.
We have lots of new cottons to choose from.**

**NEW Books by famous authors-Great reading for
the whole family.**

**Remember you can get all your SPICES here, too.
Fall is the time for pumpkin pies, rolls and breads.**

THE SEWING STUDIO, INC.

1310 South Memorial Blvd., Martinsville, VA 24223

Directions: Located on 220 South.

In Collinsville, take bypass 220B. Take 58 West (Stuart exit). At the end of the exit ramp, turn left back towards Martinsville for about 3 miles. Get in left lane; follow Martinsville signs to rotate back onto 220 North. Cross bridge at the dam; studio next stoplight on left at the Virginia Centre.

bfeeny@earthlink.net

(276) 632-5700 Brenda Feeny

New Fabrics and Books

Complete Line of Quilting Supplies and Classes

Block of the Month and Quilt Kits

Sign Up For Our Newsletter

THE GENERAL STORE

213 Scruggs Rd., Moneta, Virginia 24121

540-721-3009

Visit our basement fabric room for new fabrics from Michael Miller, Kona Bay, Timeless Treasures, RJR and more! New patterns and books arriving daily. Stop by for the Fall Quilt Class Schedule. Classes are filling up quickly! Always happy to special order quilting notions, rulers and more for your special projects! Hope to see you soonDown at

The General Store!

OLD TRINITY SCHOOLHOUSE QUILT SHOP

3200 Trinity Road, Fincastle

1-81 to Exit 150B – 5.5 Miles North on US 220, Right at Trinity Rd.

1-540-992-1233

Broad Selection of Quilt Fabrics (including:

Oriental, Hoffman Balis, Jinny Beyer)

Specialty: Reproduction Fabrics

(1780 – 1930)

Antique and New Quilts and Quilt Tops

Books, Notions, BOM, Kits

Volunteer Clean Up Schedule

August 22

Sharon Reilly and Sharon Cullen

“Many hands make light work.” These volunteers would greatly appreciate additional assistance. Also, we still need volunteers to help with clean-up for the December meeting.

Linda Quinn

quinnll@charter.net

Book Review: by Tina Dietz

Quiltscapes and Quiltscapes II

(by Rebecca Barker)

For those of you who are unfamiliar with Rebecca Barker’s work, prepare your oohs and ahhs of admiration and appreciation now before glancing into her books. You’ll be needing an ample supply! While not a “quilter” in terms of fabrics, needles and threads, with her paint-brushes Barker truly captures all the heart and essences of quiltmaking, making her one of us just the same. If Quiltscapes and Quiltscapes II were just collections of her artistry conveniently put together for us to gaze fondly over, it would be plenty. But, there’s more. Almost as an extra, unexpected gift, Barker includes full-sized patterns and rotary cutting instructions for twenty-four of the twenty-nine quilts she’s depicted in each of her books.

Many of us love quilting because it is our way to “escape.” Barker takes these moments of immersion into colors and patterns into a whole new realm. The results are often warm, *always* inviting new worlds our imaginations will have us longing to step into. Sometimes the quilt is her foreground, hanging from a cozy clothesline with a breathtaking country scenery just beyond. If you’ll just raise your head and peep over the quilt, you’ll see cows grazing, rabbits hopping, lightening bugs flashing (Firefly, pg 34 QS is a must see!), wagon trains, apples growing, or flowers blooming in all their glory. Other times her quilts act as a still life, gentle pronouncements of color and composition. And then there are the moments when her quilts and landscapes merge, almost M. C. Escher-esk. These leave your heart pounding a little harder as you relish the scenery, a bit wistful and yet still grateful that these worlds actually existed at least in Barker’s imagination so that they might be recreated for us. (See Vermont Maple Leaf (pg44), Airplane (pg 12), QSII, and...oh, they are *all* wonderful!).

Barker uses the term “Quiltscapes” because her paintings “depict the titles of old-time quilt patterns.” But the word itself aptly applies to the playfulness and

(Continued on page 4)

LATEST TIDBITS ABOUT MOUNTAIN COMFORTS

AND

PLEAS FOR YOUR HELP!!!!

by Lucy Ricardo

It has been affirmed that the Mountain Comforts Show WILL be located in the Swartz Gymnasium this year. It is a huge, well-lit, air conditioned space of about 100 square feet when the bleachers are folded up. The Trophy Room will be our spacious volunteer center and a private bathroom is available for our use. Best of all there is room-room-and more room for the quilts-providing we can make additional racks and back drapes. Marcia and Kate have seen the building and have given their stamp of approval. No more quilts on chairs or hanging from the overhead!

Now, can you volunteer yourself and your handy-man husband? Schoolhouse Fabrics in Floyd has donated a huge roll of navy blue fabric for the needed back drapes-we'll need some sewers and cutters. We will be buying additional PVC stuff and metal rods, but if possible, we wonder if anyone has wood that could be donated to make the wooden hanging bars? Give me a call(Lucy:483-1039 or Charles:483-7591).

TOTE BAGS: Production is underway! Geri Grindle is bringing her expertise to the project and is sharing her magnificent pattern we've used the previous three years. I have embroidered fronts and backs on the clay colored fabric that will be turned into 60 totes. Melissa Hizy has drawn diagrams and written the easy-to-follow directions so that these can be take home kits for those interested in making the totes. Over at the Lake, Mary Ann Spangler has organized a group of volunteers and has started on the first 25 bags. On the other side of the county, Heide Callaway and Velma Meador's Bee are getting together to start later this month. (The directions are really EASY. I needed a tote to fill and show off at the VCQ meeting this month-and the only way to get one was to make it myself. It only took a couple of hours-and that's pretty impressive because it's been many years since I followed any kind of pattern.)

HOST AND HOSTESS VOLUNTEERS: Evelyn Decker is ready to sign you up! The Festival is October 28 and she is already getting calls from those who had so much fun they want to repeat. See her today at the meeting or call her at 297-7637.

RIBBONS: I know lots of you want to help with the ribbons-I'll have some dates soon. I just finished mailing the 2,000 plus envelopes with the entry forms for the Floyd Show and Mountain Comforts. Next comes the ribbons.

WE NEED ALTOID BOXES! Geri Grindle has donated a huge button stash to be "altoided" and I've got more bags of buttons purchased with Michael's 40% off coupons.

AND OF COURSE, WE WILL NEED YOUR QUILTS!!!

Book Review: (Cont'd from page 3)

thoughtfulness of the scenes she creates. Barker's sense of composition and color are faultless and her work is inspirational. Like a good novel, her paintings leave you feeling a little richer for having taken the time to enjoy them. Whether you love to make quilts or just love looking at them, you will find a lot to love in Rebecca Barker's books. So, take a deep breath. Prepare your oohs and ahhs. Then head over to our guild library and check out Rebecca Barker's Quiltscapes and Quiltscapes II.

NOTICES

- ◆ Please take newsletter to a friend or neighbor who is absent today
- ◆ Trinity Ecumenical Parish requests No Smoking in its building or on the grounds
- ◆ Guild pins for sale through Mimi McDermet, Treasurer
- ◆ Submit newsletter copy by 10th of month to:
marniebsml@earthlink.net



Treasurer's Report - by Mimi McDermet

| | |
|-------------------|-----------|
| Balance (6/30/06) | \$9588.89 |
| July Income | 0.00 |
| July Expenses: | |
| TEC Rent | 225.00 |
| Membership | 40.84 |
| Quilt Retreat | 571.20 |
| Quilt Rack | 164.00 |
| Total Expenses | -1001.04 |
| Balance (7/31/06) | \$8587.85 |

2006 Officers

President
Sharon Pafford
721.2830
spafford@charter.net

VPs Programs
Dottie Wilson
296-1497
ddwdhw@earthlink.net

Bette Stubbs
721.4858
smlake@charter.net

VP Membership
Jan Hagen
721.2655
janishagen@charter.net

Secretary
Linda Burke
721.7376
pjsun4@aol.com

Treasurer
Mimi McDermet
297.3604
mtmcd38@earthlink.net

Charity Projects

Charity items distributed since last newsletter:

- 1 quilt to silent auction in Rocky Mount for Roanoke New Life Birth Center

Thank you, Geri Grindle... for bringing thirty pounds of stuffing on August 1st for our charity projects!! It all found homes...so we'll be waiting to see all those cute and cuddly charity bears and pillow pals!!

Lucy Ricardo has been "up to her ears in alligators" with the upcoming Mountain Comforts Quilt Show (*especially with the changes*) and other commitments...so we're trying to lighten her load by making some stamped charity quilt labels with a heart border. Stop by the charity table and pick one up for the next charity quilt that you're working on!

With the new labels, we've ironed two sides down with the thought that you would then:

1. Use Heat & bond, or Wonder Under or a similar product and press on the back of the entire label about 1/8 of an inch from the fold (so you can sew the edge down easier).
2. Remove paper backing and press the label into the corner on the back of the quilt before you sew on the binding...so you can sew over it and really make it a part of the quilt so it's hard to remove.
3. You may also want to hand sew around the two ironed-down sides of the label before you hand sew the binding down.

As you can tell by the heart-warming thank you notes we've received lately, our charity projects are very much appreciated! And your Charity Committee really appreciates all your efforts and for *Sharing the Love of Quilting!*

Your Charity Committee...

Irene Capps, Teena Livsey and Sandy Horan



Featured Quilter of the Month



Mary Ann Spangler

Creating has always been something I needed to do for pleasure or necessity. Sewing has filled a great part of this need (clothing, home décor, gifts, etc.). One weekend I discovered PBS and quilt shows.

Learning to quilt has become the ultimate craft for me. It provides endless choices of patterns from a few simple shapes and more fun with color than I ever imagined.

Joining the Quilt Guild has been the best teacher and inspiration of all...fun, fun, fun.

Quilt in a Year-Star Sampler

Block of the Month for 2006 has a new look! Everyone is welcome. Star patterns from mccallsquilting.com will be presented each month and by the end of the year you will have a finished quilt. Join in at any time. Choose your own colors. Meeting time is 12 Noon the day of the guild meeting.

The block for August is **Pathways**. Contact any committee member if you have a question:

Marcia Wright wbobmarciaw@aol.com 427-9312

Alice Vreeland tailorladysml@aol.com 296-0632

Susan Palmer snobirdone@charter.net 721-5299

Ann Whalen whalensworld@aol.com 483-8924

Tina Fisher 334-1497

FOR MEMBERS you know who need a bit of cheer, please contact our Sunshine Chair Madeline Demchak at 334.3854 (madal687@charter.net).



2006 LQG Quilt Challenge

The time is NOW! You need to get those quilts done now, especially if they are going OUT to be quilted. Those Long-Arm quilters will be swamped soon and may not be able to get everyone done in time. Let's be kind to our Long-Arm quilters. They are important to us!

In October I will start collecting your names and song titles to make up the sheets for the contest. I would also like the name of the artist who sang it and maybe the year it was popular, if possible. You can hand me the info at the guild meeting or email it to me at cstachelski@charter.net. I would say to call me too but that can be unreliable when someone else answers the phone at my house! Shhh, don't tell my husband I said that!

Cindy Stachelski

Be sure to visit our website at <http://www.lakequilters.org>
Email additions or questions to bull@lakequilters.org

Silent Auction

The Family of Carolyn Strong has donated her quilting, craft, and scrap booking supplies to the guild. The Material Girls Bee has sorted through these items and will have a silent auction at the August 22nd meeting. The tickets will be \$1 each or 6 for \$5. The fabric and batting will be donated to the Charity Committee to be used for bears and quilts.

Items for the auction include patterns, kits, books, stamping supplies, counted cross-stitch patterns/fabric, knitting needles and yarn, the Altos Cutting System and miscellaneous items. There will be some "free" items. All monies collected will be donated to the Good Samaritan Hospice of Roanoke. Look for Cindy and Janie and see all the bargains!

Sharon Pafford

LQG MISSION STATEMENT

Dedicated to the art and joy of quilting, exchange of ideas, making items for charity and appreciating each other's work. Monthly newsletter, workshops, demonstrations, and guest speakers enhance our craftsmanship and knowledge.

Please Turn Off Cell Phones During Programs

If you have a sewing, quilting or embroidery item for sale, call Marnie Brush at 540.721.4390 or email at marniebsml@earthlink.net. Include all pertinent information regarding the item(s) as well as condition, price, your name and a contact phone and email. Your ad will be placed (space available) in the newsletter.

WEATHER CANCELLATION notice of guild meetings can be found on Roanoke's NBC TV station WSLs Channel 10. (Don't laugh; remember hurricane season?) Or visit the WSLs website and click on "weather closings." Dottie Wilson is the contact for cancellations 296.1497 should you have questions.



Cathy Fandel
1164 Dry Hill Road
Ferrum, VA 24088
(540) 365-7430

TRINITY CHURCH requires all groups to clean up any portion of the church used, including the restrooms. Please do your share at the end of each meeting ...rack your chair. Look around and help clean our space, such as by removing trash from the building.

creative Stitches **434-385-4134**
Monday - Saturday 10am - 5pm
3622 Old Forest Rd. **Nothing Sews Like A Bernina. Nothing. BERNINA®**



BUY 1 GET ONE FREE
Any size Schmetz Sewing machine needles

PFAFF

Sewing Machine Tune-Up
1/2 price special
bring this coupon for a 30pt checkup in sewing machines.
Reg 49- **\$24.50**

- Authorized PFAFF & Bernina Sales & Service
- Unlimited one on one classes with every machine purchase
- Huge selection of Embroidery supplies
- 10% Discount everyday to sewing & quilt guild members
- Threads from Mettler, Madeira, YLI & Isacord
- Koala sewing furniture 20% OFF everyday
- Thousands of Embroidery designs in Stock from Dakota Collectibles, OESD, Cactus Punch

First Guild Newbee Program Concludes

by Kate Holdgreve and Marcia Wright

The first beginner program for the guild came to an end at the Christmas in July/August meeting. The program was attended by a consistent 20 members over the last six months. We saw a number of "ready for quilting" (in some cases already quilted!) projects at the last meeting and are looking forward to seeing a number of finished projects at the September guild meeting. Our goal was to share our love of quilting and our experience in basic quiltmaking techniques with beginning quilters or quilters who needed a little bit of encouragement to tackle a project or two.

We are very pleased with the results. We hope a good measure of new confidence in color selection, cutting, piecing and quilting was achieved by our participants. We feel you all made wonderful progress reaching these goals. (We also hope you caught our "fever"). We were impressed last month by the number of completed hand quilted pieces and our special thanks to **Mary Johnson** for handling that section of the program.

It is our hope that perhaps some of the Newbee gals will get together and form a new bee or two. It is always helpful and inspiring to work with others who share your same interests.

The Newbee won't be meeting in August. We are giving you two months to finish up your samplers. We really want you to share your results with the rest of the guild at the September meeting, We've been asked will we do this again? We don't know. If anyone is interested, you need to let us or Sharon Pafford know and we will think about it. We did love guiding your heads, hands, and hearts, though!! We'd also like to thank **Linda Pote** for her assistance; she's a wonderful teacher. Thanks again to **Sandra Ferguson** too for her assistance-another great teacher!

Happy Quilting!

BUS TRIP TO MARY JO'S FABRIC STORE

Last chance to sign up for the LQG trip to Mary Jo's Fabric Store on Thursday, September 28. Cost is \$25.00. .p Bus leaves at 6:15 a.m. from the Wal-Mart parking lot on Rt. 220 then at 7:00 a.m. from Trinity Ecumenical Church. Reservations must be received by September 1. Please send your name, address, phone number, email address and check for \$25 to **Mimi McDermet** at 310 Tulip Tree Lane, Moneta, VA 24121. If you have any questions you may call Mimi at **540-297-3604**.

E-mail Issue of The Lake Tidings Available

To date, over 100 members have signed up for the newsletter by e-mail. You receive your issue prior to the meeting, in color, and print it out right in your own home. If you would like to receive your newsletter by e-mail, please send an email to: mar-niebsml@earthlink.net

Please put LQG in the subject line so I don't delete it as spam. Once I receive your request, you will immediately be put on the list for e-mail.

Directions for downloading the newsletter by email:

1. Be sure Acrobat Adobe is loaded on your computer. Click on Programs to see if it is installed on your computer. If it is not, go to www.adobe.com and download the FREE version.
2. When you receive your email, double click on the download (the file attached to the email) and it will download through Adobe (also called a .pdf file).
3. Once the document has finished downloading, hit the print button and you will have your newsletter.

If you have any questions or problems with the download, please either email me at mar-niebsml@earthlink.net or call me at 721.4390.

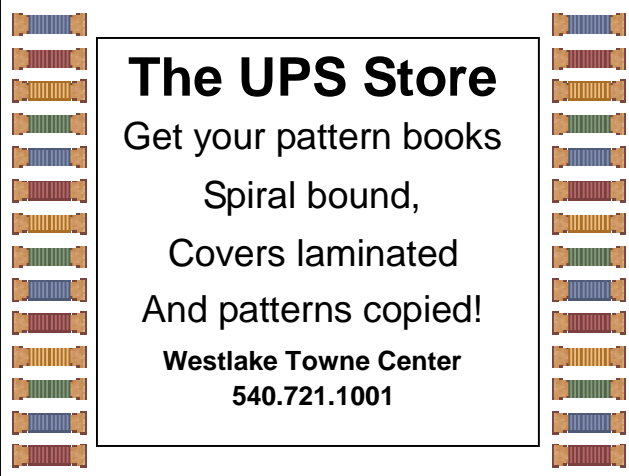
Bernina elna Janome

Your complete store for top quality machines, classes, notions & service.
Family business since 1976.

Alpine Sewing Machine Co.



3609 Brambleton Ave.
Roanoke, VA 989-4412
alpinesewingmachine.com



The UPS Store

Get your pattern books

Spiral bound,

Covers laminated

And patterns copied!

Westlake Towne Center
540.721.1001



Buzzings from the Bees by Eloise Vass

TO BEE OR NOT TO BEE (*Harbor Village*) meets at member's homes, call **Alba Papa (297.8216)** for info &/or directions. Meets the **4th Thursday @ 10a.m.** Bring a sandwich. This bee will display at August Guild meeting.

THE BUZZIN BEES (*Boones Mill*) meet at **Velma Meador's** home (334.1957) **1st Thursday** of month **9 until ?** Bring works in progress or get help in quilting. Bring a sandwich. This Bee will display in March.

THE SHADY LADIES (*Moneta Area*) meet at **Margaret Harman's**, (721.6675) the **1st Monday** of the month, **9:30 until ?** This Bee will display in May. **This Bee will break for the summer and resume on Sept. 11.**

THE NEWBEE meets at Trinity Ecumenical on the **fourth Tuesday** of each month at **11 a.m.** Open to New Members! Call **Kate Holdgreve (890.2027)** or email Katedanhold@aol.com for more info.

KEPT IN STITCHES (*Hillcrest Heights*) meets at **Alma Carter's** home **1st & 3rd Thursday (all day Bee)**. Bring a bag lunch. For more info call Alma Carter (721.5671). Drinks will be furnished. **This Bee will break for the summer and resume on Sept. 7.**

SOUTHSIDE BEES (*Union Hall area*) meet **second Thursday** of each month, from **10-2pm**. Bring a bag lunch. Call **Betty Hatfield (576.3696)** for meeting info. New "worker bee" members welcome.

THE MATERIAL GIRLS— Meet the **first & third Tuesday** of the month, from **9:30 - 2:30**. This Bee is currently at capacity for membership due to the size of homes where meeting. Call **Karen Arends** at **721.5449** for information. Bring a bag lunch.

THE HAPPY HOOPERS— Members homes on the **third Tuesday** of the month at **10:00 a.m.** Sharing info on new technology for embroidery machines, i.e. how to download info, sites, how to incorporate embroidery into quilts by machine, or hand work, etc. Bringing your embroidery machine is optional. Open to new members. Contact **Lucy Ricardo 483.1039** or **Avis Withers 721.4261**.

STITCHES IN TIME - Appliqué bee, meets **2nd Tuesday at 10 am**. Call **Kinza Pickelsimer (297.4824)** for meeting location information. Bring a sandwich. Open to new members. This Bee will display in October.

The Guild would like each Bee to exhibit some of their work one month during the next year. Call Beekeeper Eloise Vass (721.4007) to sign up for a month and to announce any changes for your Bee.

Lake Quilters' Tidings
Editor, Marnie Brush
81 Lighthouse Lane
Moneta, VA 24121