


Lake Quilters' Tidings



President, Sharon Pafford
Volume 15, Issue 3

MARCH 2006

Editor, Marnie Brush


Ripples From Our President

By Sharon Pafford



A special thanks to Linda Quinn and her hospitality committee for providing the birthday cake and drinks at our February Birthday celebration.

“FOR THE LOVE OF QUILTING”, our 2006 Quilt show, is over and we hope to hear a report at our March meeting. We appreciate all who volunteered their time and talents for the show.



The LQG board has discussed having a National Quilt Day celebration in March 2007. We hosted this event in 2000 with a luncheon, program, 4 vendors and lots of door prizes. Over 150 people attended from ten area guilds. Joan Bjorkfelt worked with this committee for a wonderful day of friendship, shopping and show and tell. If you were involved in this event, please consider helping us get started for 2007.

Sharon Pafford, President

February Quilt-In A Great Success!

Our February meeting was a complete success. We should be so proud of our accomplishments as a Quilt Guild. There was a great turnout and we had a great time sewing and visiting with our friends. Many of us got to visit with some **new** friends. We had a really full day and completed **153 Bears** and **16 Quilts**.

Many thanks for all who came to sew and also for the donations of fabric, batting, stuffing, etc. If it were not for the donations, we would not be able to accomplish what we do. We know that there are many more bears and quilts in the process of completion. So finish them and bring them in so our many charities can get the benefit from all our hard work.

Your Charity Committee,
Irene Capps, Teena Livsey, Sandy Horan

INSIDE THIS ISSUE

Book Review	3
Buzzings from Beekeeper	7
Buzzings from Bees	8
Guild Challenge	4
LQG Website	4
Material Girls Bee	6
Officers for 2006	4
Programs	2
Quilt in a Year	5
Quilt Shop Rally	7
Quilter of the Month	5
Treasurer's Report	4
Workshop Guidelines	2

Please remember to support our advertisers.



SPRING IS HERE

NEXT MEETING

April 25
Trinity Ecumenical Parish
QIY 12 noon
Guild Meeting 1 P.M.
Board Meeting April 10
10 a.m. at Moneta Library

Program Information by Dottie Wilson

Monthly Doings

Karen Carter is looking forward to bringing us new ideas to incorporate into our quilting this month. All those song titles you're working on could use a little pizzazz, and Karen is the lady who will show you how.

This workshop will provide stitchers with a chance to work with fancy threads. You will work with a variety of samples, with at least 5 different threads, including Fat Threads, Big Threads, metallic threads, couching and bobbin work. Use the samples in a Sampler Quilt, or save them in your notebook for reference later. I encourage you to bring threads from your stash to experiment with during the workshop. We'll all learn new tricks to successful embellishment of straight stitches, and the use of some stitches on your machine that might surprise you.

SUPPLY LIST

Sewing machine, in good working order

Open toe foot for machine

Extra bobbin case for machine

Free motion foot for machine (experience not required)

Extension cord

12 pieces solid color fabric, 10" x 10" PREWASHED

12 pieces tear-away stabilizer, 10" x 10" white

2 layered "quilts", 10" x 10" (two fabrics and one piece of batting, piecing not required)

Sharpie Fine Point marker, any color

2 pieces floral fabric, like a cabbage rose print, 10" x 10"

Pencil and paper

Cotton, nylon, or rayon bobbin thread, any color (pre-filled bobbins are fine)

Machine needles (90 topstitch, 100 topstitch, 80 universal, 80 Metalfil or Metallic)

You can use tissue paper instead of tear-away but will need more of it. Also, for those of you who don't have an extra bobbin case, Karen said one will suffice. She will help to return your bobbin tension to normal when class is over.

In April Pat Mohler will share her families' antique quilts. The quilts date from 1850 to 1950 and she'll have provenance and stories to go with them. **Mary Stuart Link** will share her enthusiasm and knowledge about fabric postcards **in May**. There will be a workshop and sign-up for it will start at 12:30 at the March meeting. Class fee is \$10.00. Remember, you're not signed up until you've paid your fee, and unless there is someone to take your place, there is no refund.

Guidelines for Workshops

Workshops are special opportunities for a small group of people (usually only 20) to have instruction from a guest teacher. Please follow these guidelines when signing up for a workshop.

- * Sign-up will begin at 12:30 at the guild meeting in the month announced for the workshop sign-up. Only people who have signed-up AND paid can attend the workshop. You are not considered "signed-up" until you pay your money!
- * If you are unable to attend the guild meeting at which the sign-up occurs, have a friend sign you up and pay your money. We will **NOT** be taking phone sign-ups before this time.....Please don't ask us to break this rule.
- * Once the workshop is filled, a waiting list will be formed. If someone drops out of the class, the next person on the waiting list will be called. Please do not by-pass the waiting list by selling your spot to a friend. It is not fair to those who have been put on the waiting list.
- * Once you are on the list, and find you will be unable to attend, you will not get a refund unless someone is found to take your place. Please call **Dottie Wilson** as soon as you know you can't come and the next person on the waiting list will be called. If there is no one on the waiting list, you may then find your own replacement.

BOONES COUNTRY STORE**2699 Jubal Early Hwy., Burnt Chimney, VA 24065**

(3 miles from Burnt Chimney on Rt. 116)

(540) 721-2478 FAX: (540) 721-4831

Tues-Sat, 9:30-5:30

Friday night until 7:00 PM

Interested in learning to sew or make quilts?
Stop by today and sign up for a class.

Too busy sewing? Grab a casserole for lunch. Add a
pan of rolls, pies or a cake for dessert.

Planning a picnic? Stop here for potato salad, ham bis-
cuits, cookies and baked half moon pies.

We stone grind our own wheat flour!

Please stop to see us—We bake daily!

THE SEWING STUDIO, INC.

1310 South Memorial Blvd., Martinsville, VA 24223

Directions: Located on 220 South.

In Collinsville, take bypass 220B. Take 58 West (Stuart exit). At the
end of the exit ramp, turn left back towards Martinsville for about 3
miles. Get in left lane; follow Martinsville signs to rotate back onto 220
North. Cross bridge at the dam; studio next stoplight on left at the Vir-
ginia Centre.

*bfeeny@earthlink.net***(276) 632-5700 Brenda Feeny**

New Fabrics and Books

Complete Line of Quilting Supplies and Classes

Block of the Month and Quilt Kits

Sign Up For Our Newsletter

The General Store

213 Scruggs Rd., Moneta, VA 24121

540-721-3009

Good, old fashion shopping fun!

Between Friends**OLD TRINITY SCHOOLHOUSE QUILT SHOP**

3200 Trinity Road, Fincastle

1-81 to Exit 150B – 5.5 Miles North on US 220, Right at Trinity
Rd.**1-540-992-1233**

Broad Selection of Quilt Fabrics (including:
Orientals, Hoffman Balis, Jinny Beyer)

Specialty: Reproduction Fabrics**(1780 – 1930)****Antique and New Quilts and Quilt Tops****Books, Notions, BOM, Kits****Volunteer Clean Up Schedule****March 28**

Jean Hensley

Pat Mohler

Marcia Wright

Janie Lawless

Carole Thommen

Kudos to the February crew (Irene Capps, Jean Hutson,
Teena Livsey, Suzanne McLaughlin, Cindy Stachelski and
Peggy White) for the great job they did! Thanks also to
each of the charity stitchers who also pitched in to clean
up all the fluff, threads, pins and fabric scraps.

Linda Quinn

Book Review: by Tina Dietz**Stars Galore and Even More**

(by Donna Poster)

(donated to our guild by Shirley Mailler)

Like the traditional pieced blocks best... stars,
pinwheels, pineapples, baby blocks, etc....but are
ready for a new challenge? Or maybe you'd just like
to try something with a little different, snappier look.
Then check out Stars Galore and Even More by
Donna Poster. Stars Galore offers all of the ease of
making traditional styled blocks using typical rotary
cutting techniques, but instead of creating the
same old, same old block, Poster has you create
Hexagons and Octagons! Amazingly, most of the
blocks go together as simply as a 9-patch or 8-
point star. Though there are a fair share of blocks
that have set-in corners, there are also plenty of
patterns that lack them, providing plenty of options
for all skill levels. (And honestly, all of the blocks
looked like they would be a lot of fun to make!)

All of the blocks are, instruction-wise, picture dia-
grammed with eye and brain friendly graphics. The
book includes full-size templates in the back, *with*
the 1/4 seam allowances included (unless other-
wise noted). Each diagram also includes four light,
medium, and dark layout options (with easy to fol-
low legends beside them so that you can't easily get
mixed up) so that you have guidelines for making up
to 288 different quilt blocks! A nice bonus is

(continued on page 5)

FOR MEMBERS you know who need a bit of cheer,
please contact our Sunshine Chair Madeline

madal687@charter.net

2006 LQG Quilt Challenge

We have a lot of people participating in this challenge which is great. However, we want even more people to take up the challenge. Here is a website that may help you...<http://www.leolyrics.com/>. This is a database of tons of songs. It has a search function so all you have to do is type a word or phrase in the search box and the site will search for a song with that in it's title. How great is that?!! So, if you want to make a quilt with boats on it, just type in "boats" or "sailing" and the site will give you many songs to choose from. It's soooooo easy, it would be a shame for you not to do it.

Remember, the challenge is to make a quilt that illustrates a song title. It does NOT have to go with the lyrics of the song. It can be literal, humorous, or a play on words. Have fun with it.

You can use any form of quilt making that you want, piecing, appliqué, redwork, wool...anything. The size of the quilt needs to be at least 1/4 yard to a max of queen size. This challenge is due in December and you may not show the quilt before that. Any quilts shown before December will not be eligible for prizes!! Yes! Prizes! We will award prizes to the best representation of a song title along with the funniest representation as voted by viewers. We will also have a contest to see who can match up the most quilts with their song titles. I will be collecting the song titles (and hopefully the artists name too!) in October and November so I can complete the list for the December meeting.

No excuses now. Make a quilt for the challenge. It's fun and participating in guild activities is what it's all about. Also, there is a chance we may be able to display many of these quilts at the Mid-Atlantic Quilt Fest in Hampton, VA next year. What fun!!!

Cindy Stachelski

Lake Quilters Guild now has a Website!

It's URL is <http://www.lakequilters.org>. Most of you will be able to access it by simply typing "lakequilters.org" into your browser and clicking "Go". When you get there be sure to bookmark it. The links on the left side of the page will take you to all the main pages. Be sure to check out the photos from the February Quilt-in and the Material Girls Display (new items are listed in the Special Announcement section on the Home Page). The Website is updated regularly so be sure to drop by again for Program Information, Special Events, Library Book Lists, Bee Info, etc. Remember...an underlined item in green is a link. If there is an item you wish to place on the Website, please email me.

Bonnie Bull

Webmaster@lakequilters.org

<http://www.lakequilters.org>

NOTICES

- ◆ Please take newsletter to a friend or neighbor who is absent today
- ◆ Trinity Ecumenical Parish requests No Smoking in its building or on the grounds
- ◆ Guild pins for sale through Mimi McDermet, Treasurer
- ◆ Submit newsletter copy by 10th of month to:

mbrush@charter.net



Treasurer's Report - by Mimi McDermet

Balance (1/31/06)	\$6052.68
February Income	\$485.00
February Expenses:	
February Newsletter	\$ 49.75
Sunshine	3.43
Programs	25.00
Past Presidents' Pins	60.00
Hospitality	68.81
Quilt Show	56.14
Treasurer	10.48
F & P Magazine	10.00
Website	33.69
Total Expenses	- 261.16
Balance (2/28/06)	\$6276.52

2006 Officers

President

Sharon Pafford
spafford@charter.net

VPs Programs

Dottie Wilson
ddwdhw@earthlink.net

Bette Stubbs

smlake@charter.net

VP Membership

Jan Hagen
janishagen@charter.net

Secretary

Linda Burke
pjsun4@aol.com

Treasurer

Mimi McDermet
mtmcd38@earthlink.net

Quilt in a Year-Star Sampler

Block of the Month for 2006 has a new look!

Everyone is welcome.

Star patterns from mccallsquilting.com will be presented each month and by the end of the year you will have a finished quilt.

Join in at any time.

Choose your own colors.

Meeting time is 12 Noon the day of the guild meeting.

The block for March is the SQUARE IN A STAR block.

See you there!

Marci Wright wbobmarciaw@aol.com

Alice Vreeland tailorladysml@aol.com

Book Review *(continued from page 3)*

handy appendices of all the blocks in simplified form on pages 76 and 96. And an especially nice feature is an appendix of 56 "Sample Combinations" configurations which begins on page 140.

The book also includes some basic instructions, and it's worth looking over some of the rotary cutting instructions before you get started. Likewise, you should note "Donna's Hint" on page 33 about which way to lay your fabrics for using the templates the book provides. Other features include charts for estimating fabric needed, full color gallery photos, and "planning pages" charts for you to copy off and color!

So, if you are ready to put a new spin on some old, traditional blocks, begin by looking into [Stars Galore and Even More](#). With all of the new options to explore by turning normally square block patterns into hexagons and octagons, the skies will be the limit! (And for opening up these new worlds to us, thank you Shirley!)

Tina Dietz



Featured Quilter of the Month



Sandra Ferguson

When I was a very little girl, my mother put a needle in my hand and announced that it was time for me to learn to sew. I embroidered, made doll clothes, and made my first dress on the machine when I was nine. I took Home Economics in junior high school, and even took tailoring classed in college, where I made my wedding dress. I always made clothes for my children, as long as they'd wear those "homemade" things. Now, I make things for my four granddaughters.

I always loved the quilts that mother used on our beds in the summer. I actually have a couple of them that have survived all the use, including one made by my great-grandmother in 1910 from my grandmother's last dress (she had died of tuberculosis at 28). We always used our quilts on the beds, and my children got used to having them around. Now they give me orders for quilts they want.

I made my first quilt when we lived in Woodstock years ago when my children were small and my husband and I owned a weekly newspaper. I really got into quilting when I joined the Lake Quilters, and have really worked on perfecting techniques and learning new ones. I've lost track of how many I've made, because I give most of them away to family and friends over the years.

I taught Geometry at Cave Spring High School and was the yearbook and newspaper sponsor. I found that laying out yearbook pages is a lot like planning a quilt, and the geometry really helps in both endeavors. Sewing is my favorite hobby, and I currently have a sewing business, "The Pillow Lady". I make decorative window treatments, duvets, shams and pillows for individuals and decorators in my spare time. I've enjoyed the quilt guild here at the lake, and hope, that by the time you read this, I will have survived the 2006 quilt Show.

Sandra Ferguson

Material Girls Bee by Kate Holdgreve

Material girls was the brainchild of Karen Arends, Cindy Stachelski and Marcia Wright. I was able to hop on board at their first meeting in the fall of 2002. Officially, Material Girls took off in January of 2003. Soon Sharon Pafford, Peggy White and Mary Stuart Link became part of the core group. Since that time Carolyn Strong, Janie Lawless and Jean Hensley jumped on to the fast moving train. The original premise of the group was that we were all basically traditionalists, had an unbelievable love of fabric and all the stuff that goes along with quilting. We were all a notch above beginner level and wanted to learn and or better quilting techniques.

We have dyed fabric, learned foiling, photo transfer, appliqué, the promise stitch, fabric painting, flower pounding, miniature paper piecing, dimensional paper piecing, peel back curves and machine quilting. We have made table runners using the twisted sister pattern, back packs, pin quilts, row by row quilts, penny wool items, thread catchers, signature quilts and the latest rage-postcards. I'm sure I've left something out. We are currently working on sweatshirt jackets. Marcia and Jean have finished theirs! Every year we have picked a project to do as a group. The first year four of us participated in a row by row. Next we made blocks for each other based on each others quilting personality. Last year we each made a signature quilt based on blocks we made for each other. This year we are making a quilt which we will donate to the Breast Cancer Golf Tournament in the fall for the committee to use as a fund raiser. Also this year, we are learning about crazy patch quilting and have each made a crazy patch block. We are learning the different embroidery stitches to finish these blocks. We have been each others teachers and it has been great fun. We are an exhausting but very enthusiastic group!

We had our first week long retreat at Massanutten last

(continued on page 7)

MEMBERSHIP NEWS

By Jan Hagen

Nine new members joined us at our February meeting. Please welcome **Katherine Lewis, Cindy Clark, Betty Grisso, Peggy Cibulsky, Jeanie Ireland, Sharon Reilly, Claire Hightower, Melba Smith and Judy Short.**

The 2006 Member Directory will be available at the March meeting. Please pick it up at the front desk. If I did not receive your yearly dues by March 1st, you are not in the directory. Please see me if you have a question.

LQG MISSION STATEMENT

Dedicated to the art and joy of quilting, exchange of ideas, making items for charity and appreciating each other's work. Monthly newsletter, workshops, demonstrations, and guest speakers enhance our craftsmanship and knowledge.

Please Turn Off Cell Phones During Programs

If you have a sewing, quilting or embroidery item for sale, call Marnie Brush or email at mbrush@charter.net. Include all pertinent information regarding the item(s) as well as condition, price, your name and a contact phone and email. Your ad will be placed (space available) in the newsletter.

WEATHER CANCELLATION notice of guild meetings can be found on Roanoke's NBC TV station WSLs Channel 10. (Don't laugh; remember hurricane season?) Or visit the WSLs website and click on "weather closings." Dottie Wilson is the contact for cancellations should you have questions.



Cathy Fandel
1164 Dry Hill Road
Ferrum, VA 24088
(540) 365-7430

TRINITY CHURCH requires all groups to clean up any portion of the church used, including the restrooms. Please do your share at the end of each meeting ...rack your chair. Look around and help clean our space, such as by removing trash from the building.

creative Stitches **434-385-4134**
 Monday – Saturday 10am – 5pm
 3622 Old Forest Rd. **Nothing Sews Like A Bernina. Nothing. BERNINA®**



BUY 1 GET ONE FREE
 Any size Schmetz Sewing machine needles
EXPIRES 12/31/04

PFAFF

Sewing Machine Tune-Up
1/2 price special
 bring this coupon for a 30pt checkup in sewing machines.
 Reg 49- **\$24.50**

- Authorized PFAFF & Bernina Sales & Service
- Unlimited one on one classes with every machine purchase
- Huge selection of Embroidery supplies
- 10% Discount everyday to sewing & quilt guild members
- Threads from Mettler, Madeira, YLI & Isacord
- Koala sewing furniture 20% OFF everyday
- Thousands of Embroidery designs in Stock from Dakota Collectibles, OESD, Cactus Punch

Buzzings from the Beekeeper by Eloise Vass

The **Newbee** was formed at our February guild meeting. The group will meet in a classroom at Trinity Ecumenical at 11 am on the day of our guild meetings. Call Kate Holdgreve or email katedanhold@aol.com for more info.

Our March featured Bee of the Month is The Buzzin Bees (Boones Mill area). Velma Meador is their fearless leader each month and an inspiration to all. Members are Ann Whalen, Tina Fisher, Madeline Demchak, Betty Leisure, Wanda Smith, Pamela Skilton, Kinza Pickelsimer and Velma.

In February they cut out lots of teddy bears for our charity workshop. Other times they work on individual projects and bring lots of show and tell to share. Velma is an excellent hand quilter who is always willing to share her knowledge with anyone wanting help. We thank them for sharing their goods with us this month!

Note: The Honey Bees have disbanded due to illness. Anyone willing to be a "Sweat Bee" and continue this bee?

Quilt Shop Rally

A Quilter's Garden, a tour of six quilt shops in southwest, central and southside Virginia, will be held April 6-April 9, 2006. Hours for the rally will be 9 am to 8 pm Thursday-Saturday and 1 pm to 5 pm on Sunday.

Prizes including \$1050 in shop gift certificates and a **Baby-lock** Sewing Machine will be awarded. Each of the six shops will also give a free pattern (for that shop's section of the group quilt) to those participating in the rally. So ladies, get a group of quilting friends together and visit the six shops located in Fincastle, Radford, Roanoke, Lynchburg, Martinsville and Wytheville. Flyers with directions to all the shops will be available at the March Guild meeting.

Material Girls Bee *(continued from page 6)*

year and are returning this April. It is a truly wonderful week!! We celebrate Christmas with homemade quilty gifts we make for each other. That has been great fun. We have received wonderful gifts from each other. Birthdays don't go by unnoticed! We meet twice a month from 9:30 AM until about 2:30 PM. Our meetings start with a kind of show and tell. Someone always has something new to show and share. The rest of the meeting time is then devoted to whatever project we have scheduled. We also have meetings where we work on our own WIPs (works in progress). We're very busy! Oh, and by the way, most of us took a bunch of classes at the Hampton Quilt Festival. Whew, I need a nap!
Kate Holdgreve

E-mail Issue of The Lake Tidings Available

To date, over 100 members have signed up for the newsletter by e-mail. You receive your issue prior to the meeting, in color, and print it out right in your own home. If you would like to receive your newsletter by e-mail, please send an e-mail to: mbrush@charter.net

Please put LQG in the subject line so I don't delete it as spam. Once I receive your request, you will immediately be put on the list for e-mail.

Directions for downloading the newsletter by email:

1. Be sure Acrobat Adobe is loaded on your computer. Click on Programs to see if it is installed on your computer. If it is not, go to www.adobe.com and download the FREE version.
2. When you receive your email, double click on the download (the file attached to the email) and it will download through Adobe (also called a .pdf file).
3. Once the document has finished downloading, hit the print button and you will have your newsletter.

If you have any questions or problems with the download, please either email me at mbrush@charter.net. I will be happy to assist you.


Bernina elna Janome

Your complete store for top quality machines, classes, notions & service.
Family business since 1976.

Alpine Sewing Machine Co.



3609 Brambleton Ave.
Roanoke, VA 989-4412
alpinesewingmachine.com



The UPS Store

Get your pattern books

Spiral bound,

Covers laminated

And patterns copied!

Westlake Towne Center
540.721.1001



Buzzings from the Bees by Eloise Vass

TO BEE OR NOT TO BEE (*Harbor Village*) meets at member's homes, call **Alba Papa** for info &/or directions. Meets the **4th Thursday @ 10a.m.** Bring a sandwich. This bee will display at August Guild meeting.

THE BUZZIN BEES (*Boones Mill*) meet at **Velma Meador's** home **1st Thursday** of month **9 until ?** Bring works in progress or get help in quilting. Bring a sandwich. This Bee will display in March.

THE SHADY LADIES (*Moneta Area*) meet at **Margaret Harman's** the **1st Monday** of the month, **9:30 until ?** This Bee will display in May.

THE NEWBEE meets at Trinity Ecumenical on the **fourth Tuesday** of each month at **11 a.m.** Open to New Members! Call **Kate Holdgreve** or email Katedanhold@aol.com for more info.

KEPT IN STITCHES (*Hillcrest Heights*) meets at **Alma Carter's** home **1st & 3rd Thursday, All day Bee.** Bring a bag lunch. For more info call Alma Carter. Drinks will be furnished.

SOUTHSIDE BEES (*Union Hall area*) meet **second Thursday** of each month. From **10-2pm** Call **Sandy Randall** for meeting location information. Bring a dish to share. Hostess provides beverages. Bee is too large to accommodate additional members.

THE MATERIAL GIRLS— Meet the **first & third Tuesday** of the month, from **9:30 - 2:30.** This Bee is currently at capacity for membership due to the size of homes where meeting. Call **Karen Arends** for information. Bring a bag lunch.

THE HAPPY HOOPERS— Members homes on the **third Tuesday** of the month at **10:00 a.m.** Sharing info on new technology for embroidery machines, i.e. how to download info, sites, how to incorporate embroidery into quilts by machine, or hand work, etc. Bringing your embroidery machine is optional. Open to new members. Contact **Lucy Ricardo** or **Avis Withers.**

STITCHES IN TIME - Appliqué bee, meets **2nd Tuesday at 10 am.** Call **Kinza Pickelsimer** for meeting location information. Bring a sandwich. Open to new members. This Bee will display in October.

The Guild would like each Bee to exhibit some of their work one month during the next year. Call Beekeeper Eloise Vass to sign up for a month and to announce any changes for your Bee.